

Teaching Evaluations – Bryan P. Chu

I am passionate about teaching and approach pedagogy through the lens that while most of my students will not pursue research or doctoral studies in economics, all can benefit from incorporating economic insights and methodologies into their fields of study and future careers.

I have four semesters of teaching experience at UC Berkeley: two semesters each of being a teaching assistant for Using Economics for Public Policy and for undergraduate Econometrics. I chose these classes because I thought they spanned the range of courses that I may teach in the future. In Using Economics for Public Policy, the emphasis was on economic intuition and evaluating research designs for causality and external validity, with very little math required, whereas in Econometrics, the emphasis was on formal derivations and proofs of econometric concepts. The first semester I taught Using Economics for Public Policy was also the first time the course was being taught, and I worked closely with the instructor to create section materials that complemented and extended the material presented in lecture.

Selected Comments: Using Economics for Public Policy (ECON 130)

Favorite GSI I've had so far. Bryan was the first GSI to actually learn all of his students names. He was able to cultivate a community feel to the classroom and it was never intimidating to ask questions or give input. I really liked the emphasis on group work/collaboration during section because it helped me meet new people. I got to learn about perspectives from international students that were really interesting.

Bryan took time to answer everyone's questions and made sure each student felt comfortable speaking out in class. The material was very clearly presented and I enjoyed the worksheets every week. I also think the economic research paper group reading and Stata practice was extremely helpful. Bryan has been one of the most helpful GSIs I have ever had. He has offered all of us help emailing teachers for research, applying to internships, and applying to grad school. He really cares about how we are doing and helping us succeed not just in the class but in life.

Section material compliments lecture material very well. Bryan is always very concise in his explanations and paces himself well. Additionally, Bryan was one of the most supportive GSIs I've had in Berkeley so far. He is very approachable and is extremely helpful.

I liked the provision of empirical evidence to supplement the material. I thought that was a good way to connect the concepts to the real world and see what has actually worked.

I appreciated that the problem sets were similar to the exams, which allowed me to understand the expectations for the exam. This is the first course I've taken where I felt that scoring above the mean was possible. I attribute this to the straightforward presentation of course material and that the additional material and clarifications were critical to my learning.

I found the material extremely interesting and liked the way the course covered a wide variety of public policy topics. I feel like I've gained a solid base understanding of public policy debates in the U.S.

Selected Comments: Econometrics (ECON 140)

Bryan was wonderful, he always encouraged us to ask questions and went through practice problems with us. I found his discussion section to be extremely helpful, he is a great teacher.

Bryan is amazing at making sure every student understands the material and has time to ask questions during section. The mix of practice problems and lecture review was the perfect combination to further understand the material and Bryan kept each section both engaging and informative. You can tell that Bryan is really interest[ed] in what he is teaching and wants every student to succeed in his section.

The way he explains concepts and the examples he chose were easy to follow and understand. Going to sections has helped me a lot in engaging with the learned materials more deeply.

Amazing section, so much learning. Love the structure of the section. Bryan is great and is one of the most effective GSI's I've had.

Project Title: **Fall 2021 Evaluations**

Courses Audience: **21**
Responses Received: **6**
Response Ratio: **28.57%**

Subject Details

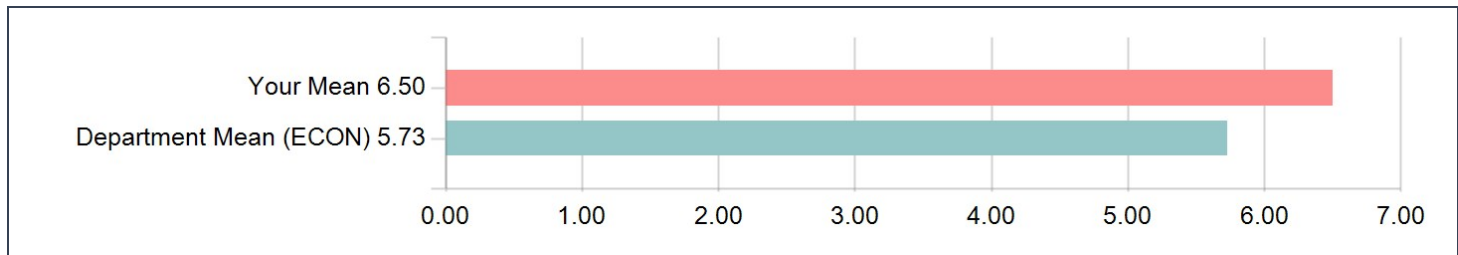
Name	ECON 130 DIS 101 USING ECON PUB POL
DEPT_NAME	ECON
DEPT_FORM	ECON
EVALUATION_TYPE	G
First Name	Bryan
Last Name	Chu

FOR YOUR INFORMATION: Please note that "Department Mean" for each rating question is calculated using all sections in your department. This may include both Faculty and GSIs depending on whether the department has selected a question item to be used for both.

UNIVERSITY WIDE QUESTIONS (QUANTITATIVE/RATING):

The items in this section are asked across all courses at Berkeley.

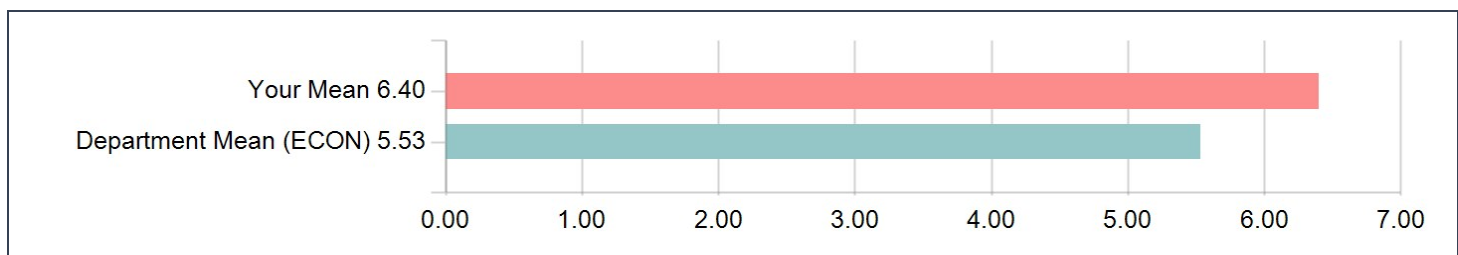
Considering both the limitations and possibilities of the subject matter and the course, how would you rate the overall effectiveness of this graduate student instructor?



Considering both the limitations and possibilities of the subject matter and the course, how would you rate the overall effectiveness of this graduate student instructor?

Options	Count	Percentage
1-Not at all Effective	0	0.00%
2	0	0.00%
3	0	0.00%
4-Moderately Effective	0	0.00%
5	0	0.00%
6	3	50.00%
7-Extremely Effective	3	50.00%
Statistics	Value	
Response Count	6	
Mean	6.50	
Median	6.50	
Standard Deviation	0.55	

Considering both the limitations and possibilities of the subject matter and the course, how would you rate the overall effectiveness of this course?



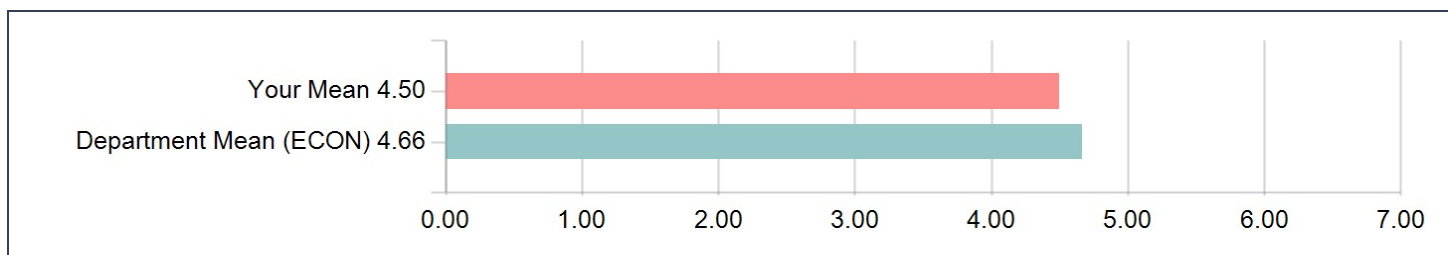
Considering both the limitations and possibilities of the subject matter and the course, how would you rate the overall effectiveness of this course?

Options	Count	Percentage
1-Not at all Effective	0	0.00%
2	0	0.00%
3	0	0.00%
4-Moderately Effective	0	0.00%
5	1	20.00%
6	1	20.00%
7-Extremely Effective	3	60.00%
Statistics	Value	
Response Count	5	
Mean	6.40	
Median	7.00	
Standard Deviation	0.89	

DEPARTMENT PROVIDED INSTRUCTOR QUESTIONS:

Items in this section were selected by ECON for inclusion on this evaluation.

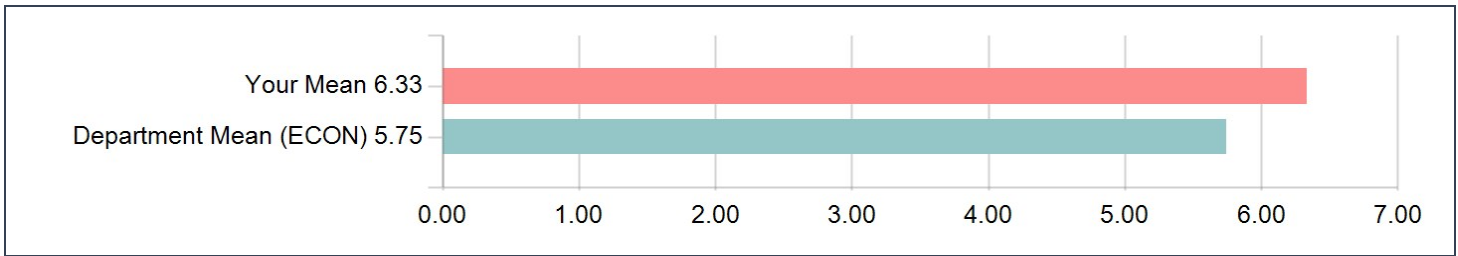
Considering my understanding of the material, the pace of the section meetings was
 1=Much too slow, 4=About right, 7=Much too fast



Considering my understanding of the material, the pace of the section meetings was
 1=Much too slow, 4=About right, 7=Much too fast

Options	Count	Percentage
1	0	0.00%
2	0	0.00%
3	1	16.67%
4	3	50.00%
5	1	16.67%
6	0	0.00%
7	1	16.67%
Statistics	Value	
Response Count	6	
Mean	4.50	
Median	4.00	
Standard Deviation	1.38	

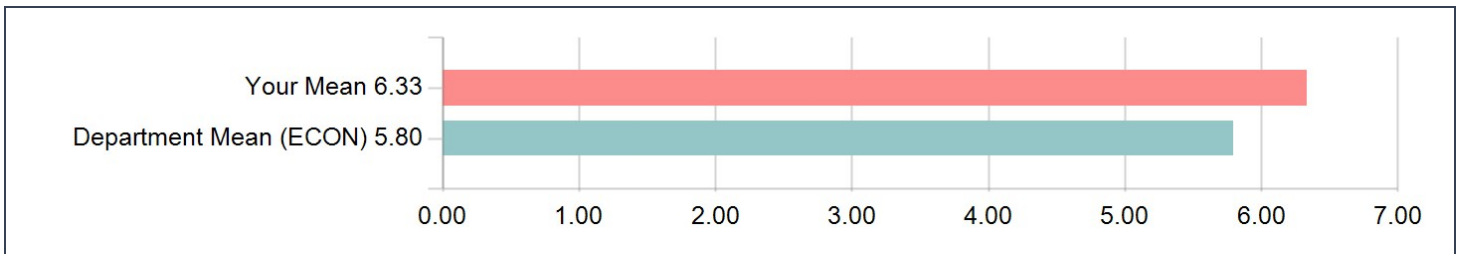
Considering how the professor structured the course, the material presented in section was
1=Poorly chosen, 4=Satisfactory, 7=Excellent



Considering how the professor structured the course, the material presented in section was
1=Poorly chosen, 4=Satisfactory, 7=Excellent

Options	Count	Percentage
1	0	0.00%
2	0	0.00%
3	0	0.00%
4	0	0.00%
5	1	16.67%
6	2	33.33%
7	3	50.00%
Statistics	Value	
Response Count	6	
Mean	6.33	
Median	6.50	
Standard Deviation	0.82	

From my perspective the graduate student instructor's grading appears to be
1=Unfair, 4=Satisfactory, 7=Very conscientious



From my perspective the graduate student instructor's grading appears to be
1=Unfair, 4=Satisfactory, 7=Very conscientious

Options	Count	Percentage
1	0	0.00%
2	0	0.00%
3	0	0.00%
4	0	0.00%
5	1	16.67%
6	2	33.33%
7	3	50.00%
Statistics	Value	
Response Count	6	
Mean	6.33	
Median	6.50	
Standard Deviation	0.82	

DEPARTMENT PROVIDED COURSE QUESTIONS:

Items in this section were selected by ECON for inclusion on this evaluation.

Please identify what you consider to be the strengths of the course (or section).

Comments

He was very willing and able to help explain any unclear concepts.

GSI is very considerate of student needs, consistently asks/reaches out to ensure understanding is happening

Bryan took care to make sure that we all understood the content. He did a great job of explaining and responding to our questions.

Bryan explains things well and takes care to make sure everyone understands

the structure of sections

Please identify area(s) where you think the course could be improved.

Comments

I think the stata sessions were a bit too short and difficult to follow. Maybe it would've been easier if the GSI showed how to do stuff on the projector.

sometimes the discussion goes a little slow with pretty elementary econ 1 concepts

What advice would you give to another student who is considering taking this course?

Comments

Go to the discussion sections, they will save you a lot of studying time.

the readings are super interesting, do them whenever possible

Go to section! It is very helpful!

go for sections! they are very helpful

stay on top of the work and lectures

DEPARTMENT PROVIDED STUDENT INFORMATION QUESTIONS

Items in this section were selected by ECON for inclusion on this evaluation.

On average, how many hours per week have you spent on this course, including attending classes, doing readings, reviewing notes, writing papers, and any other course-related work?

On average, how many hours per week have you spent on this course, including attending classes, doing readings, reviewing notes, writing papers, and any other course-related work?		
Options	Count	Percentage
3 or fewer	1	20.00%
4-6	1	20.00%
7-9	2	40.00%
10-12	0	0.00%
13-15	0	0.00%
16-18	0	0.00%
More than 18	1	20.00%
Statistics	Value	
Response Count	5	
Mean	1.00	
Median	1.00	
Standard Deviation	0.00	

How many class (or section) sessions did you attend?

How many class (or section) sessions did you attend?		
Options	Count	Percentage
None	0	0.00%
Fewer than half	1	16.67%
About half	0	0.00%
More than half	0	0.00%
All	5	83.33%
Statistics	Value	
Response Count	6	
Mean	1.00	
Median	1.00	
Standard Deviation	0.00	

Class?

Class?		
Options	Count	Percentage
Freshman	0	0.00%
Sophomore	1	20.00%
Junior	2	40.00%
Senior	2	40.00%
Graduate - First Year	0	0.00%
Graduate - Second Year	0	0.00%
Graduate - Third Year	0	0.00%
Graduate - Fourth Year and Beyond	0	0.00%
Visiting Student/Concurrent Enrollment	0	0.00%
Statistics	Value	
Response Count	5	
Mean	1.00	
Median	1.00	
Standard Deviation	0.00	

Major?

Major?		
Options	Count	Percentage
Declared	5	100.00%
Undeclared	0	0.00%
Statistics	Value	
Response Count	5	
Mean	1.00	
Median	1.00	
Standard Deviation	0.00	

Your Major? (List All)

Comments
Economics but I'm an exchange student
sociology and economics
Economics, Near Eastern Languages and Literature
Economics
economics and media studies

Is this course required or strongly suggested for your major or intended major?

Is this course required or strongly suggested for your major or intended major?		
Options	Count	Percentage
Yes	3	50.00%
No	3	50.00%
Statistics	Value	
Response Count	6	
Mean	1.00	
Median	1.00	
Standard Deviation	0.00	

Response Sheet Report

Individual Student Responses

In addition to the aggregated feedback provided in this report, the response sheet report displays de-aggregated feedback from each individual, anonymized student in order.

Courses Name: ECON 130 DIS 101 USING ECON PUB POL

Instructors Name: Bryan Chu

Considering my understanding of the material, the pace of the section meetings was

1=Much too slow, 4=About right, 7=Much too fast

- ◊ 3

Considering how the professor structured the course, the material presented in section was

1=Poorly chosen, 4=Satisfactory, 7=Excellent

- ◊ 6

From my perspective the graduate student instructor's grading appears to be

1=Unfair, 4=Satisfactory, 7=Very conscientious

- ◊ 6

Considering both the limitations and possibilities of the subject matter and the course, how would you rate the overall effectiveness of this graduate student instructor?

- ◊ 6

Please identify what you consider to be the strengths of the course (or section).

- ◊ Bryan explains things well and takes care to make sure everyone understands

Please identify area(s) where you think the course could be improved.

- ◊ sometimes the discussion goes a little slow with pretty elementary econ 1 concepts

What advice would you give to another student who is considering taking this course?

- ◊ go for sections! they are very helpful

Considering both the limitations and possibilities of the subject matter and the course, how would you rate the overall effectiveness of this course?

- ◊ 5

On average, how many hours per week have you spent on this course, including attending classes, doing readings, reviewing notes, writing papers, and any other course-related work?

- ◊ 4-6

How many class (or section) sessions did you attend?

- ◊ All

Class?

- ◊ Sophomore

Major?

- ◊ Declared

Your Major? (List All)

- ◊ Economics

Is this course required or strongly suggested for your major or intended major?

- ◊ Yes

Courses Name: ECON 130 DIS 101 USING ECON PUB POL

Instructors Name: Bryan Chu

Considering my understanding of the material, the pace of the section meetings was

1=Much too slow, 4=About right, 7=Much too fast

- ◊ 4

Considering how the professor structured the course, the material presented in section was
1=Poorly chosen, 4=Satisfactory, 7=Excellent

- ◊ 5

From my perspective the graduate student instructor's grading appears to be
1=Unfair, 4=Satisfactory, 7=Very conscientious

- ◊ 6

Considering both the limitations and possibilities of the subject matter and the course, how would you rate the overall effectiveness of this graduate student instructor?

- ◊ 6

Please identify what you consider to be the strengths of the course (or section).

- ◊ He was very willing and able to help explain any unclear concepts.

Please identify area(s) where you think the course could be improved.

- ◊ I think the stata sessions were a bit too short and difficult to follow. Maybe it would've been easier if the GSI showed how to do stuff on the projector.

What advice would you give to another student who is considering taking this course?

- ◊ Go to the discussion sections, they will save you a lot of studying time.

How many class (or section) sessions did you attend?

- ◊ All

Class?

- ◊ Junior

Major?

- ◊ Declared

Your Major? (List All)

- ◊ Economics but I'm an exchange student

Is this course required or strongly suggested for your major or intended major?

- ◊ No

Courses Name: ECON 130 DIS 101 USING ECON PUB POL

Instructors Name: Bryan Chu

Considering my understanding of the material, the pace of the section meetings was
1=Much too slow, 4=About right, 7=Much too fast

- ◊ 5

Considering how the professor structured the course, the material presented in section was
1=Poorly chosen, 4=Satisfactory, 7=Excellent

- ◊ 6

From my perspective the graduate student instructor's grading appears to be
1=Unfair, 4=Satisfactory, 7=Very conscientious

- ◊ 7

Considering both the limitations and possibilities of the subject matter and the course, how would you rate the overall effectiveness of this graduate student instructor?

- ◊ 6

Please identify what you consider to be the strengths of the course (or section).

- ◊ GSI is very considerate of student needs, consistently asks/reaches out to ensure understanding is happening

What advice would you give to another student who is considering taking this course?

- ◊ the readings are super interesting, do them whenever possible

Considering both the limitations and possibilities of the subject matter and the course, how would you rate the overall effectiveness of this course?

- ◊ 7-Extremely Effective

On average, how many hours per week have you spent on this course, including attending classes, doing readings, reviewing notes, writing papers, and any other course-related work?

- ◊ 7-9

How many class (or section) sessions did you attend?

- ◊ Fewer than half

Class?

- ◊ Junior

Major?

- ◊ Declared

Your Major? (List All)

- ◊ sociology and economics

Is this course required or strongly suggested for your major or intended major?

- ◊ Yes

Courses Name: ECON 130 DIS 101 USING ECON PUB POL

Instructors Name: Bryan Chu

Considering my understanding of the material, the pace of the section meetings was

1=Much too slow, 4=About right, 7=Much too fast

- ◊ 7

Considering how the professor structured the course, the material presented in section was

1=Poorly chosen, 4=Satisfactory, 7=Excellent

- ◊ 7

From my perspective the graduate student instructor's grading appears to be

1=Unfair, 4=Satisfactory, 7=Very conscientious

- ◊ 5

Considering both the limitations and possibilities of the subject matter and the course, how would you rate the overall effectiveness of this graduate student instructor?

- ◊ 7-Extremely Effective

Please identify what you consider to be the strengths of the course (or section).

- ◊ the structure of sections

What advice would you give to another student who is considering taking this course?

- ◊ stay on top of the work and lectures

Considering both the limitations and possibilities of the subject matter and the course, how would you rate the overall effectiveness of this course?

- ◊ 7-Extremely Effective

On average, how many hours per week have you spent on this course, including attending classes, doing readings, reviewing notes, writing papers, and any other course-related work?

- ◊ More than 18

How many class (or section) sessions did you attend?

- ◊ All

Major?

- ◊ Declared

Your Major? (List All)

- economics and media studies

Is this course required or strongly suggested for your major or intended major?

- Yes

Courses Name: ECON 130 DIS 101 USING ECON PUB POL

Instructors Name: Bryan Chu

Considering my understanding of the material, the pace of the section meetings was

1=Much too slow, 4=About right, 7=Much too fast

- 4

Considering how the professor structured the course, the material presented in section was

1=Poorly chosen, 4=Satisfactory, 7=Excellent

- 7

From my perspective the graduate student instructor's grading appears to be

1=Unfair, 4=Satisfactory, 7=Very conscientious

- 7

Considering both the limitations and possibilities of the subject matter and the course, how would you rate the overall effectiveness of this graduate student instructor?

- 7-Extremely Effective

Please identify what you consider to be the strengths of the course (or section).

- Bryan took care to make sure that we all understood the content. He did a great job of explaining and responding to our questions.

What advice would you give to another student who is considering taking this course?

- Go to section! It is very helpful!

Considering both the limitations and possibilities of the subject matter and the course, how would you rate the overall effectiveness of this course?

- 7-Extremely Effective

On average, how many hours per week have you spent on this course, including attending classes, doing readings, reviewing notes, writing papers, and any other course-related work?

- 3 or fewer

How many class (or section) sessions did you attend?

- All

Class?

- Senior

Major?

- Declared

Your Major? (List All)

- Economics, Near Eastern Languages and Literature

Is this course required or strongly suggested for your major or intended major?

- No

Courses Name: ECON 130 DIS 101 USING ECON PUB POL

Instructors Name: Bryan Chu

Considering my understanding of the material, the pace of the section meetings was

1=Much too slow, 4=About right, 7=Much too fast

- 4

Considering how the professor structured the course, the material presented in section was
1=Poorly chosen, 4=Satisfactory, 7=Excellent

- ◊ 7

From my perspective the graduate student instructor's grading appears to be
1=Unfair, 4=Satisfactory, 7=Very conscientious

- ◊ 7

Considering both the limitations and possibilities of the subject matter and the course, how would you rate the overall effectiveness of this graduate student instructor?

- ◊ 7-Extremely Effective

Considering both the limitations and possibilities of the subject matter and the course, how would you rate the overall effectiveness of this course?

- ◊ 6

On average, how many hours per week have you spent on this course, including attending classes, doing readings, reviewing notes, writing papers, and any other course-related work?

- ◊ 7-9

How many class (or section) sessions did you attend?

- ◊ All

Class?

- ◊ Senior

Is this course required or strongly suggested for your major or intended major?

- ◊ No

Project Title: **Fall 2021 Evaluations**

Courses Audience: **20**
Responses Received: **3**
Response Ratio: **15.00%**

Subject Details

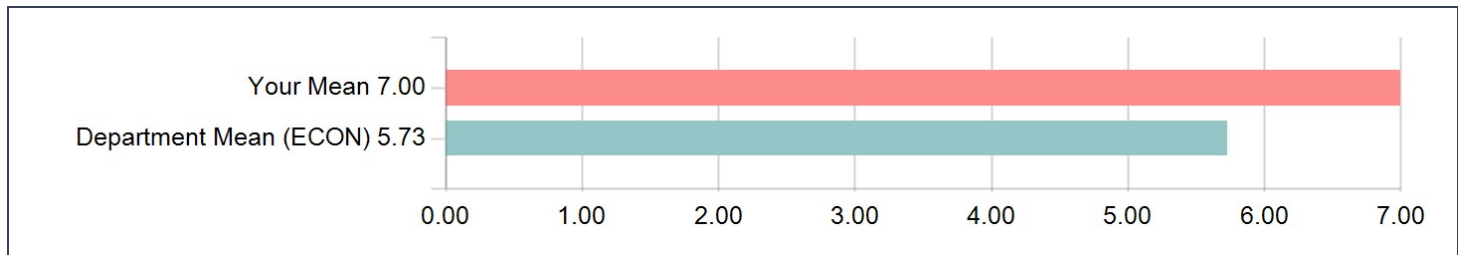
Name	ECON 130 DIS 102 USING ECON PUB POL
DEPT_NAME	ECON
DEPT_FORM	ECON
EVALUATION_TYPE	G
First Name	Bryan
Last Name	Chu

FOR YOUR INFORMATION: Please note that "Department Mean" for each rating question is calculated using all sections in your department. This may include both Faculty and GSIs depending on whether the department has selected a question item to be used for both.

UNIVERSITY WIDE QUESTIONS (QUANTITATIVE/RATING):

The items in this section are asked across all courses at Berkeley.

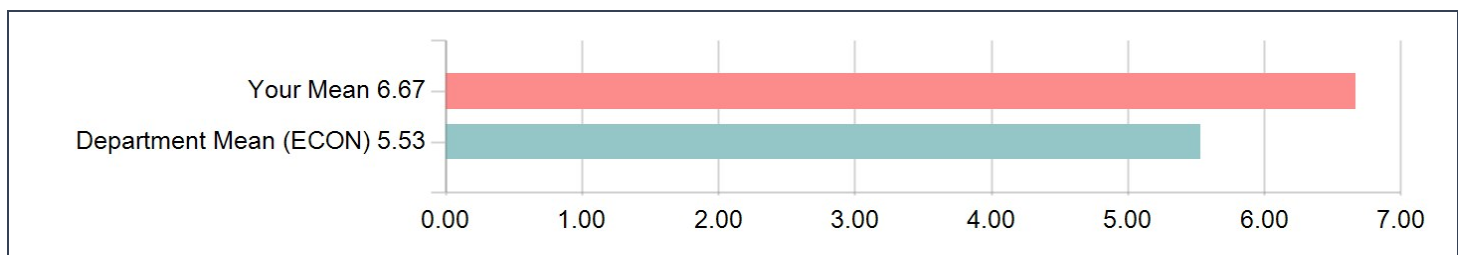
Considering both the limitations and possibilities of the subject matter and the course, how would you rate the overall effectiveness of this graduate student instructor?



Considering both the limitations and possibilities of the subject matter and the course, how would you rate the overall effectiveness of this graduate student instructor?

Options	Count	Percentage
1-Not at all Effective	0	0.00%
2	0	0.00%
3	0	0.00%
4-Moderately Effective	0	0.00%
5	0	0.00%
6	0	0.00%
7-Extremely Effective	3	100.00%
Statistics	Value	
Response Count	3	
Mean	7.00	
Median	7.00	
Standard Deviation	0.00	

Considering both the limitations and possibilities of the subject matter and the course, how would you rate the overall effectiveness of this course?



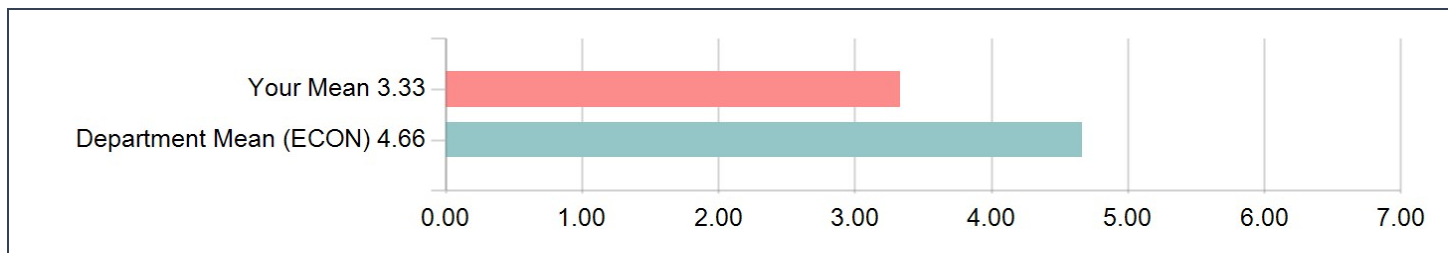
Considering both the limitations and possibilities of the subject matter and the course, how would you rate the overall effectiveness of this course?

Options	Count	Percentage
1-Not at all Effective	0	0.00%
2	0	0.00%
3	0	0.00%
4-Moderately Effective	0	0.00%
5	0	0.00%
6	1	33.33%
7-Extremely Effective	2	66.67%
Statistics	Value	
Response Count	3	
Mean	6.67	
Median	7.00	
Standard Deviation	0.58	

DEPARTMENT PROVIDED INSTRUCTOR QUESTIONS:

Items in this section were selected by ECON for inclusion on this evaluation.

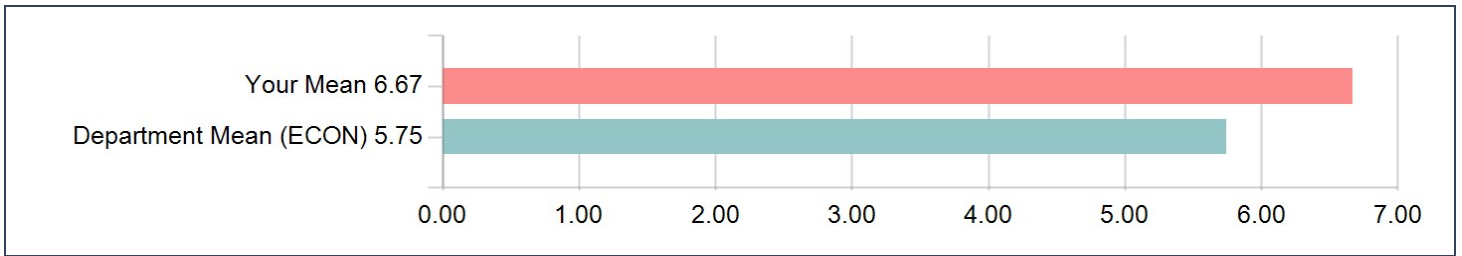
Considering my understanding of the material, the pace of the section meetings was
 1=Much too slow, 4=About right, 7=Much too fast



Considering my understanding of the material, the pace of the section meetings was
 1=Much too slow, 4=About right, 7=Much too fast

Options	Count	Percentage
1	0	0.00%
2	0	0.00%
3	2	66.67%
4	1	33.33%
5	0	0.00%
6	0	0.00%
7	0	0.00%
Statistics	Value	
Response Count	3	
Mean	3.33	
Median	3.00	
Standard Deviation	0.58	

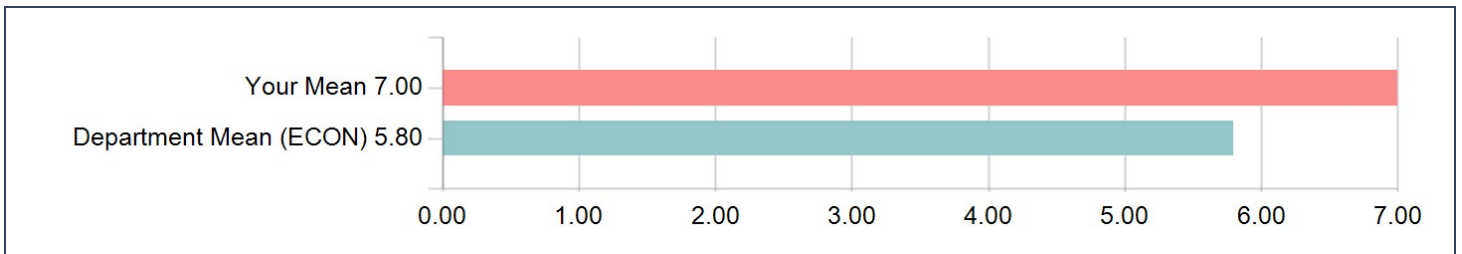
Considering how the professor structured the course, the material presented in section was
1=Poorly chosen, 4=Satisfactory, 7=Excellent



Considering how the professor structured the course, the material presented in section was
1=Poorly chosen, 4=Satisfactory, 7=Excellent

Options	Count	Percentage
1	0	0.00%
2	0	0.00%
3	0	0.00%
4	0	0.00%
5	0	0.00%
6	1	33.33%
7	2	66.67%
Statistics	Value	
Response Count	3	
Mean	6.67	
Median	7.00	
Standard Deviation	0.58	

From my perspective the graduate student instructor's grading appears to be
1=Unfair, 4=Satisfactory, 7=Very conscientious



From my perspective the graduate student instructor's grading appears to be
1=Unfair, 4=Satisfactory, 7=Very conscientious

Options	Count	Percentage
1	0	0.00%
2	0	0.00%
3	0	0.00%
4	0	0.00%
5	0	0.00%
6	0	0.00%
7	3	100.00%
Statistics	Value	
Response Count	3	
Mean	7.00	
Median	7.00	
Standard Deviation	0.00	

DEPARTMENT PROVIDED COURSE QUESTIONS:

Items in this section were selected by ECON for inclusion on this evaluation.

Please identify what you consider to be the strengths of the course (or section).

Comments
Bryan took time to answer everyone's questions and made sure each student felt comfortable speaking out in class. The material was very clearly presented and I enjoyed the worksheets every week. I also think the economic research paper group reading and Stata practice was extremely helpful. Bryan has been one of the most helpful GSI's I have ever had. He has offered all of us help emailing teachers for research, applying to internships, and applying to grad school. He really cares about how we are doing and helping us succeed not just in the class but in life.
Loved the handouts! Also appreciate how Bryan was willing to explain difficult concepts in depth.
Bryan is a great instructor who is always willing to go the extra step to help. He always clarifies concepts in section with strong real world applications.

Please identify area(s) where you think the course could be improved.

Comments
I was still confused on Stata and wish there was a guide on Stata.
The sections covering Stata went very quickly. It might have been better to start Stata a couple of weeks sooner and explain it more thoroughly. That having been said, I personally had no problems with Stata, but I have a computer programming background.
Pace is sometimes a little slow, but this is admittedly a nitpick critique.

What advice would you give to another student who is considering taking this course?

Comments
Do all the readings and really take advantage of office hours
Show up.
Go to section to the learn more about content and truly appreciate the information presented.

DEPARTMENT PROVIDED STUDENT INFORMATION QUESTIONS

Items in this section were selected by ECON for inclusion on this evaluation.

On average, how many hours per week have you spent on this course, including attending classes, doing readings, reviewing notes, writing papers, and any other course-related work?

On average, how many hours per week have you spent on this course, including attending classes, doing readings, reviewing notes, writing papers, and any other course-related work?		
Options	Count	Percentage
3 or fewer	2	66.67%
4-6	1	33.33%
7-9	0	0.00%
10-12	0	0.00%
13-15	0	0.00%
16-18	0	0.00%
More than 18	0	0.00%
Statistics	Value	
Response Count	3	
Mean	1.00	
Median	1.00	
Standard Deviation	0.00	

How many class (or section) sessions did you attend?

How many class (or section) sessions did you attend?		
Options	Count	Percentage
None	0	0.00%
Fewer than half	0	0.00%
About half	0	0.00%
More than half	1	33.33%
All	2	66.67%
Statistics	Value	
Response Count	3	
Mean	1.00	
Median	1.00	
Standard Deviation	0.00	

Class?

Class?		
Options	Count	Percentage
Freshman	0	0.00%
Sophomore	0	0.00%
Junior	2	66.67%
Senior	1	33.33%
Graduate - First Year	0	0.00%
Graduate - Second Year	0	0.00%
Graduate - Third Year	0	0.00%
Graduate - Fourth Year and Beyond	0	0.00%
Visiting Student/Concurrent Enrollment	0	0.00%
Statistics	Value	
Response Count	3	
Mean	1.00	
Median	1.00	
Standard Deviation	0.00	

Major?

Major?		
Options	Count	Percentage
Declared	3	100.00%
Undeclared	0	0.00%
Statistics	Value	
Response Count	3	
Mean	1.00	
Median	1.00	
Standard Deviation	0.00	

Your Major? (List All)

Comments
Economics
Political Economy
Data Science and Economics.

Is this course required or strongly suggested for your major or intended major?

Is this course required or strongly suggested for your major or intended major?		
Options	Count	Percentage
Yes	0	0.00%
No	2	100.00%
Statistics	Value	
Response Count	2	
Mean	1.00	
Median	1.00	
Standard Deviation	0.00	

Response Sheet Report

Individual Student Responses

In addition to the aggregated feedback provided in this report, the response sheet report displays de-aggregated feedback from each individual, anonymized student in order.

Courses Name: ECON 130 DIS 102 USING ECON PUB POL

Instructors Name: Bryan Chu

Considering my understanding of the material, the pace of the section meetings was

1=Much too slow, 4=About right, 7=Much too fast

- ◊ 4

Considering how the professor structured the course, the material presented in section was

1=Poorly chosen, 4=Satisfactory, 7=Excellent

- ◊ 7

From my perspective the graduate student instructor's grading appears to be

1=Unfair, 4=Satisfactory, 7=Very conscientious

- ◊ 7

Considering both the limitations and possibilities of the subject matter and the course, how would you rate the overall effectiveness of this graduate student instructor?

- ◊ 7-Extremely Effective

Please identify what you consider to be the strengths of the course (or section).

- ◊ Bryan took time to answer everyone's questions and made sure each student felt comfortable speaking out in class. The material was very clearly presented and I enjoyed the worksheets every week. I also think the economic research paper group reading and Stata practice was extremely helpful. Bryan has been one of the most helpful GSI's I have ever had. He has offered all of us help emailing teachers for research, applying to internships, and applying to grad school. He really cares about how we are doing and helping us succeed not just in the class but in life.

Please identify area(s) where you think the course could be improved.

- ◊ I was still confused on Stata and wish there was a guide on Stata.

What advice would you give to another student who is considering taking this course?

- ◊ Do all the readings and really take advantage of office hours

Considering both the limitations and possibilities of the subject matter and the course, how would you rate the overall effectiveness of this course?

- ◊ 7-Extremely Effective

On average, how many hours per week have you spent on this course, including attending classes, doing readings, reviewing notes, writing papers, and any other course-related work?

- ◊ 4-6

How many class (or section) sessions did you attend?

- ◊ All

Class?

- ◊ Junior

Major?

- ◊ Declared

Your Major? (List All)

- ◊ Economics

Is this course required or strongly suggested for your major or intended major?

- ◊ No

Courses Name: ECON 130 DIS 102 USING ECON PUB POL

Instructors Name: Bryan Chu

Considering my understanding of the material, the pace of the section meetings was

1=Much too slow, 4=About right, 7=Much too fast

- ◊ 3

Considering how the professor structured the course, the material presented in section was

1=Poorly chosen, 4=Satisfactory, 7=Excellent

- ◊ 7

From my perspective the graduate student instructor's grading appears to be

1=Unfair, 4=Satisfactory, 7=Very conscientious

- ◊ 7

Considering both the limitations and possibilities of the subject matter and the course, how would you rate the overall effectiveness of this graduate student instructor?

- ◊ 7-Extremely Effective

Please identify what you consider to be the strengths of the course (or section).

- ◊ Bryan is a great instructor who is always willing to go the extra step to help. He always clarifies concepts in section with strong real world applications.

Please identify area(s) where you think the course could be improved.

- ◊ Pace is sometimes a little slow, but this is admittedly a nitpick critique.

What advice would you give to another student who is considering taking this course?

- ◊ Go to section to learn more about content and truly appreciate the information presented.

Considering both the limitations and possibilities of the subject matter and the course, how would you rate the overall effectiveness of this course?

- ◊ 7-Extremely Effective

On average, how many hours per week have you spent on this course, including attending classes, doing readings, reviewing notes, writing papers, and any other course-related work?

- ◊ 3 or fewer

How many class (or section) sessions did you attend?

- ◊ More than half

Class?

- ◊ Junior

Major?

- ◊ Declared

Your Major? (List All)

- ◊ Data Science and Economics.

Courses Name: ECON 130 DIS 102 USING ECON PUB POL

Instructors Name: Bryan Chu

Considering my understanding of the material, the pace of the section meetings was

1=Much too slow, 4=About right, 7=Much too fast

- ◊ 3

Considering how the professor structured the course, the material presented in section was

1=Poorly chosen, 4=Satisfactory, 7=Excellent

- ◊ 6

From my perspective the graduate student instructor's grading appears to be

1=Unfair, 4=Satisfactory, 7=Very conscientious

- ◊ 7

Considering both the limitations and possibilities of the subject matter and the course, how would you rate the overall effectiveness of this graduate student instructor?

- ◊ 7-Extremely Effective

Please identify what you consider to be the strengths of the course (or section).

- ◊ Loved the handouts! Also appreciate how Bryan was willing to explain difficult concepts in depth.

Please identify area(s) where you think the course could be improved.

- ◊ The sections covering Stata went very quickly. It might have been better to start Stata a couple of weeks sooner and explain it more thoroughly. That having been said, I personally had no problems with Stata, but I have a computer programming background.

What advice would you give to another student who is considering taking this course?

- ◊ Show up.

Considering both the limitations and possibilities of the subject matter and the course, how would you rate the overall effectiveness of this course?

- ◊ 6

On average, how many hours per week have you spent on this course, including attending classes, doing readings, reviewing notes, writing papers, and any other course-related work?

- ◊ 3 or fewer

How many class (or section) sessions did you attend?

- ◊ All

Class?

- ◊ Senior

Major?

- ◊ Declared

Your Major? (List All)

- ◊ Political Economy

Is this course required or strongly suggested for your major or intended major?

- ◊ No

Project Title: **Fall 2021 Evaluations**

Courses Audience: **22**
Responses Received: **6**
Response Ratio: **27.27%**

Subject Details

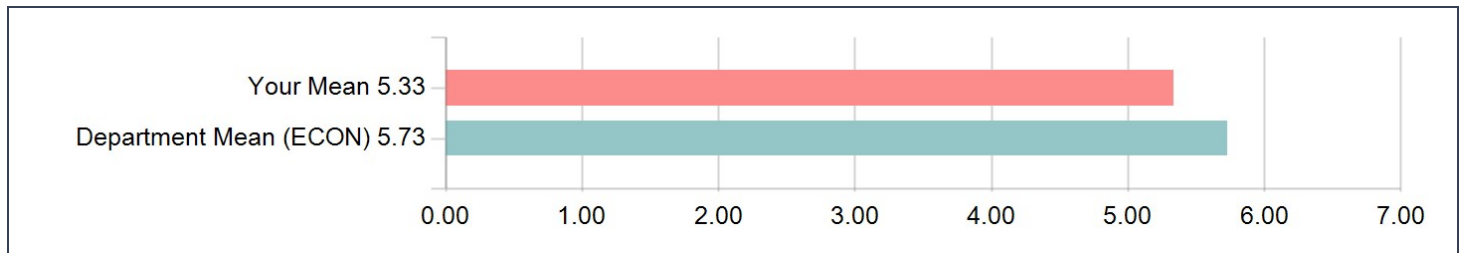
Name	ECON 130 DIS 103 USING ECON PUB POL
DEPT_NAME	ECON
DEPT_FORM	ECON
EVALUATION_TYPE	G
First Name	Bryan
Last Name	Chu

FOR YOUR INFORMATION: Please note that "Department Mean" for each rating question is calculated using all sections in your department. This may include both Faculty and GSIs depending on whether the department has selected a question item to be used for both.

UNIVERSITY WIDE QUESTIONS (QUANTITATIVE/RATING):

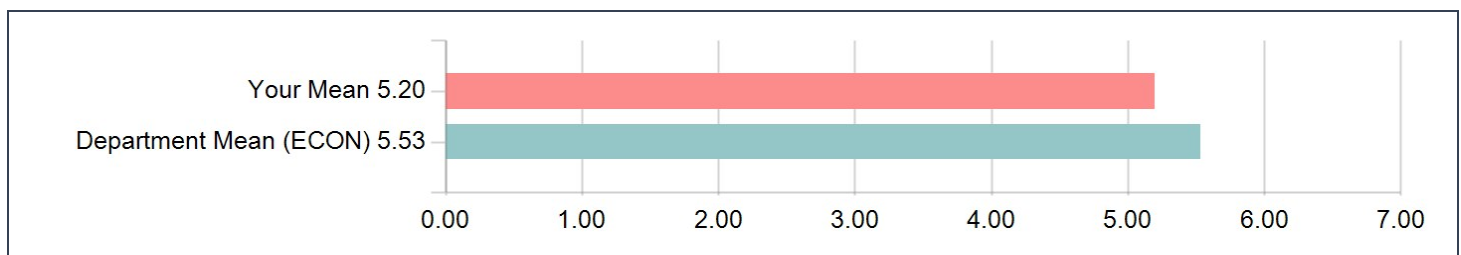
The items in this section are asked across all courses at Berkeley.

Considering both the limitations and possibilities of the subject matter and the course, how would you rate the overall effectiveness of this graduate student instructor?



Considering both the limitations and possibilities of the subject matter and the course, how would you rate the overall effectiveness of this graduate student instructor?		
Options	Count	Percentage
1-Not at all Effective	0	0.00%
2	0	0.00%
3	0	0.00%
4-Moderately Effective	1	16.67%
5	3	50.00%
6	1	16.67%
7-Extremely Effective	1	16.67%
Statistics	Value	
Response Count	6	
Mean	5.33	
Median	5.00	
Standard Deviation	1.03	

Considering both the limitations and possibilities of the subject matter and the course, how would you rate the overall effectiveness of this course?



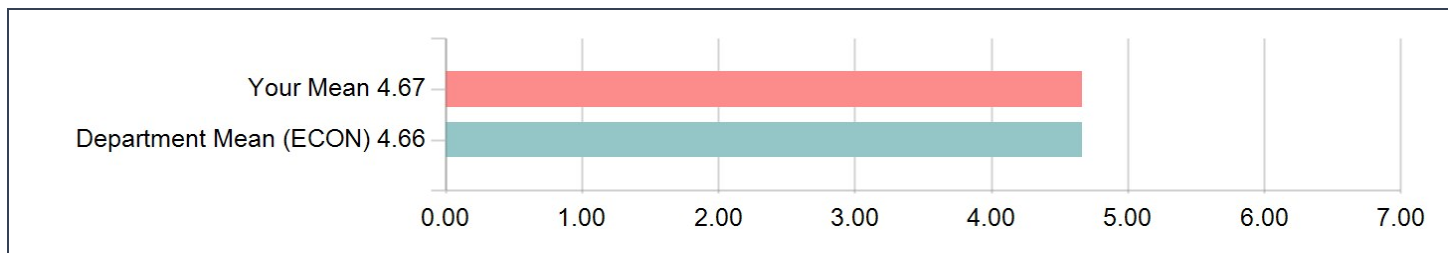
Considering both the limitations and possibilities of the subject matter and the course, how would you rate the overall effectiveness of this course?

Options	Count	Percentage
1-Not at all Effective	0	0.00%
2	1	20.00%
3	0	0.00%
4-Moderately Effective	0	0.00%
5	1	20.00%
6	2	40.00%
7-Extremely Effective	1	20.00%
Statistics	Value	
Response Count	5	
Mean	5.20	
Median	6.00	
Standard Deviation	1.92	

DEPARTMENT PROVIDED INSTRUCTOR QUESTIONS:

Items in this section were selected by ECON for inclusion on this evaluation.

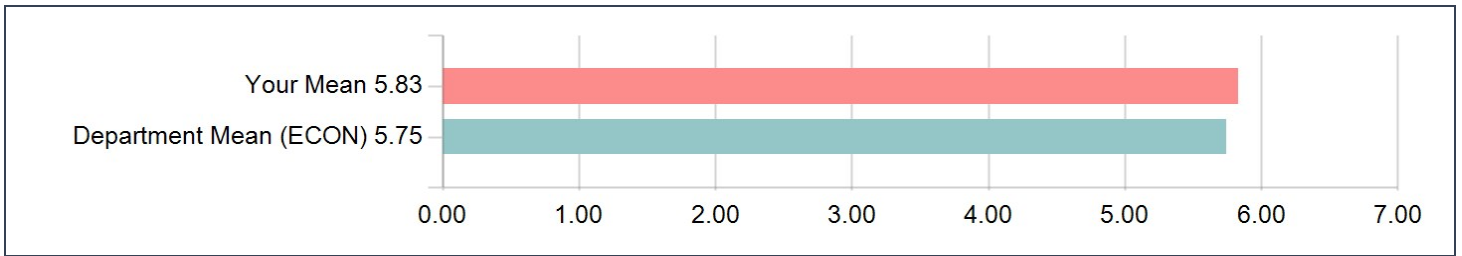
Considering my understanding of the material, the pace of the section meetings was
 1=Much too slow, 4=About right, 7=Much too fast



Considering my understanding of the material, the pace of the section meetings was
 1=Much too slow, 4=About right, 7=Much too fast

Options	Count	Percentage
1	0	0.00%
2	0	0.00%
3	0	0.00%
4	4	66.67%
5	0	0.00%
6	2	33.33%
7	0	0.00%
Statistics	Value	
Response Count	6	
Mean	4.67	
Median	4.00	
Standard Deviation	1.03	

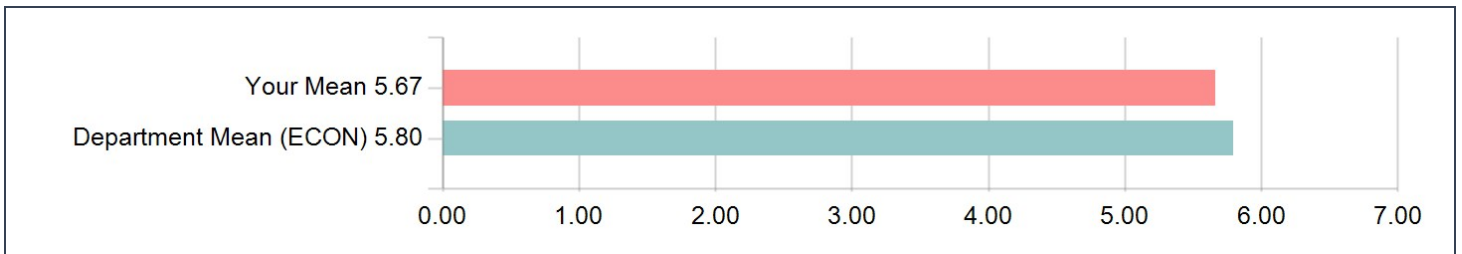
Considering how the professor structured the course, the material presented in section was
 1=Poorly chosen, 4=Satisfactory, 7=Excellent



Considering how the professor structured the course, the material presented in section was
 1=Poorly chosen, 4=Satisfactory, 7=Excellent

Options	Count	Percentage
1	0	0.00%
2	0	0.00%
3	0	0.00%
4	1	16.67%
5	0	0.00%
6	4	66.67%
7	1	16.67%
Statistics	Value	
Response Count	6	
Mean	5.83	
Median	6.00	
Standard Deviation	0.98	

From my perspective the graduate student instructor's grading appears to be
 1=Unfair, 4=Satisfactory, 7=Very conscientious



From my perspective the graduate student instructor's grading appears to be
1=Unfair, 4=Satisfactory, 7=Very conscientious

Options	Count	Percentage
1	0	0.00%
2	0	0.00%
3	0	0.00%
4	2	33.33%
5	0	0.00%
6	2	33.33%
7	2	33.33%
Statistics	Value	
Response Count	6	
Mean	5.67	
Median	6.00	
Standard Deviation	1.37	

DEPARTMENT PROVIDED COURSE QUESTIONS:

Items in this section were selected by ECON for inclusion on this evaluation.

Please identify what you consider to be the strengths of the course (or section).

Comments
Section material compliments lecture material very well. Bryan is always very concise in his explanations and paces himself well. Additionally, Bryan was one of the most supportive GSI's I've had in Berkeley so far. He is very approachable and is extremely helpful.
I liked the provision of empirical evidence to supplement the material. I thought that was a good way to connect the concepts to the real world and see what has actually worked.
The GSI was very focused on us, he really cared about us understanding everything correctly.

Please identify area(s) where you think the course could be improved.

Comments
I think the instructor should post the answer of each section sheet after finishing section.
The assignments seem to be more writing information from the lecture slides than processing the information and applying to a problem. In the future the assignments could use more application than just defining terms.

What advice would you give to another student who is considering taking this course?

Comments
Take the time to study all lecture slides before exams. Attend lecture in-person
Make sure to memorize the empirical studies and its findings.
Take it with Bryan, he is amazing!

DEPARTMENT PROVIDED STUDENT INFORMATION QUESTIONS

Items in this section were selected by ECON for inclusion on this evaluation.

On average, how many hours per week have you spent on this course, including attending classes, doing readings, reviewing notes, writing papers, and any other course-related work?

On average, how many hours per week have you spent on this course, including attending classes, doing readings, reviewing notes, writing papers, and any other course-related work?		
Options	Count	Percentage
3 or fewer	0	0.00%
4-6	3	50.00%
7-9	1	16.67%
10-12	2	33.33%
13-15	0	0.00%
16-18	0	0.00%
More than 18	0	0.00%
Statistics	Value	
Response Count	6	
Mean	1.00	
Median	1.00	
Standard Deviation	0.00	

How many class (or section) sessions did you attend?

How many class (or section) sessions did you attend?		
Options	Count	Percentage
None	0	0.00%
Fewer than half	0	0.00%
About half	0	0.00%
More than half	1	16.67%
All	5	83.33%
Statistics	Value	
Response Count	6	
Mean	1.00	
Median	1.00	
Standard Deviation	0.00	

Class?

Class?		
Options	Count	Percentage
Freshman	0	0.00%
Sophomore	0	0.00%
Junior	3	60.00%
Senior	2	40.00%
Graduate - First Year	0	0.00%
Graduate - Second Year	0	0.00%
Graduate - Third Year	0	0.00%
Graduate - Fourth Year and Beyond	0	0.00%
Visiting Student/Concurrent Enrollment	0	0.00%
Statistics	Value	
Response Count	5	
Mean	1.00	
Median	1.00	
Standard Deviation	0.00	

Major?

Major?		
Options	Count	Percentage
Declared	5	83.33%
Undeclared	1	16.67%
Statistics	Value	
Response Count	6	
Mean	1.00	
Median	1.00	
Standard Deviation	0.00	

Your Major? (List All)

Comments
Economic
Data Science & Economics
Economics
Economics
Economics and Law
mechanical engineering, economics

Is this course required or strongly suggested for your major or intended major?

Is this course required or strongly suggested for your major or intended major?		
Options	Count	Percentage
Yes	5	83.33%
No	1	16.67%
Statistics	Value	
Response Count	6	
Mean	1.00	
Median	1.00	
Standard Deviation	0.00	

Response Sheet Report

Individual Student Responses

In addition to the aggregated feedback provided in this report, the response sheet report displays de-aggregated feedback from each individual, anonymized student in order.

Courses Name: ECON 130 DIS 103 USING ECON PUB POL

Instructors Name: Bryan Chu

Considering my understanding of the material, the pace of the section meetings was

1=Much too slow, 4=About right, 7=Much too fast

- ◊ 4

Considering how the professor structured the course, the material presented in section was

1=Poorly chosen, 4=Satisfactory, 7=Excellent

- ◊ 6

From my perspective the graduate student instructor's grading appears to be

1=Unfair, 4=Satisfactory, 7=Very conscientious

- ◊ 7

Considering both the limitations and possibilities of the subject matter and the course, how would you rate the overall effectiveness of this graduate student instructor?

- ◊ 5

Please identify what you consider to be the strengths of the course (or section).

- ◊ The GSI was very focused on us, he really cared about us understanding everything correctly.

What advice would you give to another student who is considering taking this course?

- ◊ Take it with Bryan, he is amazing!

Considering both the limitations and possibilities of the subject matter and the course, how would you rate the overall effectiveness of this course?

- ◊ 5

On average, how many hours per week have you spent on this course, including attending classes, doing readings, reviewing notes, writing papers, and any other course-related work?

- ◊ 4-6

How many class (or section) sessions did you attend?

- ◊ All

Class?

- ◊ Junior

Major?

- ◊ Declared

Your Major? (List All)

- ◊ Economics and Law

Is this course required or strongly suggested for your major or intended major?

- ◊ Yes

Courses Name: ECON 130 DIS 103 USING ECON PUB POL

Instructors Name: Bryan Chu

Considering my understanding of the material, the pace of the section meetings was

1=Much too slow, 4=About right, 7=Much too fast

- ◊ 4

Considering how the professor structured the course, the material presented in section was
1=Poorly chosen, 4=Satisfactory, 7=Excellent

- ◊ 6

From my perspective the graduate student instructor's grading appears to be
1=Unfair, 4=Satisfactory, 7=Very conscientious

- ◊ 4

Considering both the limitations and possibilities of the subject matter and the course, how would you rate the overall effectiveness of this graduate student instructor?

- ◊ 6

On average, how many hours per week have you spent on this course, including attending classes, doing readings, reviewing notes, writing papers, and any other course-related work?

- ◊ 10-12

How many class (or section) sessions did you attend?

- ◊ More than half

Class?

- ◊ Senior

Major?

- ◊ Declared

Your Major? (List All)

- ◊ mechanical engineering,
economics

Is this course required or strongly suggested for your major or intended major?

- ◊ Yes

Courses Name: ECON 130 DIS 103 USING ECON PUB POL

Instructors Name: Bryan Chu

Considering my understanding of the material, the pace of the section meetings was
1=Much too slow, 4=About right, 7=Much too fast

- ◊ 6

Considering how the professor structured the course, the material presented in section was
1=Poorly chosen, 4=Satisfactory, 7=Excellent

- ◊ 6

From my perspective the graduate student instructor's grading appears to be
1=Unfair, 4=Satisfactory, 7=Very conscientious

- ◊ 6

Considering both the limitations and possibilities of the subject matter and the course, how would you rate the overall effectiveness of this graduate student instructor?

- ◊ 5

Please identify what you consider to be the strengths of the course (or section).

- ◊ I liked the provision of empirical evidence to supplement the material. I thought that was a good way to connect the concepts to the real world and see what has actually worked.

Please identify area(s) where you think the course could be improved.

- ◊ The assignments seem to be more writing information from the lecture slides than processing the information and applying to a problem. In the future the assignments could use more application than just defining terms.

What advice would you give to another student who is considering taking this course?

- ◊ Make sure to memorize the empirical studies and its findings.

Considering both the limitations and possibilities of the subject matter and the course, how would you rate the overall effectiveness of this course?

- ◊ 6

On average, how many hours per week have you spent on this course, including attending classes, doing readings, reviewing notes, writing papers, and any other course-related work?

- ◊ 10-12

How many class (or section) sessions did you attend?

- ◊ All

Class?

- ◊ Senior

Major?

- ◊ Declared

Your Major? (List All)

- ◊ Economics

Is this course required or strongly suggested for your major or intended major?

- ◊ Yes

Courses Name: ECON 130 DIS 103 USING ECON PUB POL

Instructors Name: Bryan Chu

Considering my understanding of the material, the pace of the section meetings was

1=Much too slow, 4=About right, 7=Much too fast

- ◊ 6

Considering how the professor structured the course, the material presented in section was

1=Poorly chosen, 4=Satisfactory, 7=Excellent

- ◊ 6

From my perspective the graduate student instructor's grading appears to be

1=Unfair, 4=Satisfactory, 7=Very conscientious

- ◊ 6

Considering both the limitations and possibilities of the subject matter and the course, how would you rate the overall effectiveness of this graduate student instructor?

- ◊ 5

Considering both the limitations and possibilities of the subject matter and the course, how would you rate the overall effectiveness of this course?

- ◊ 6

On average, how many hours per week have you spent on this course, including attending classes, doing readings, reviewing notes, writing papers, and any other course-related work?

- ◊ 7-9

How many class (or section) sessions did you attend?

- ◊ All

Major?

- ◊ Declared

Your Major? (List All)

- ◊ Data Science & Economics

Is this course required or strongly suggested for your major or intended major?

- ◊ Yes

Courses Name: ECON 130 DIS 103 USING ECON PUB POL

Instructors Name: Bryan Chu

Considering my understanding of the material, the pace of the section meetings was

1=Much too slow, 4=About right, 7=Much too fast

- 4

Considering how the professor structured the course, the material presented in section was

1=Poorly chosen, 4=Satisfactory, 7=Excellent

- 4

From my perspective the graduate student instructor's grading appears to be

1=Unfair, 4=Satisfactory, 7=Very conscientious

- 4

Considering both the limitations and possibilities of the subject matter and the course, how would you rate the overall effectiveness of this graduate student instructor?

- 4-Moderately Effective

Please identify area(s) where you think the course could be improved.

- I think the instructor should post the answer of each section sheet after finishing section.

Considering both the limitations and possibilities of the subject matter and the course, how would you rate the overall effectiveness of this course?

- 2

On average, how many hours per week have you spent on this course, including attending classes, doing readings, reviewing notes, writing papers, and any other course-related work?

- 4-6

How many class (or section) sessions did you attend?

- All

Class?

- Junior

Major?

- Declared

Your Major? (List All)

- Economic

Is this course required or strongly suggested for your major or intended major?

- Yes

Courses Name: ECON 130 DIS 103 USING ECON PUB POL

Instructors Name: Bryan Chu

Considering my understanding of the material, the pace of the section meetings was

1=Much too slow, 4=About right, 7=Much too fast

- 4

Considering how the professor structured the course, the material presented in section was

1=Poorly chosen, 4=Satisfactory, 7=Excellent

- 7

From my perspective the graduate student instructor's grading appears to be

1=Unfair, 4=Satisfactory, 7=Very conscientious

- 7

Considering both the limitations and possibilities of the subject matter and the course, how would you rate the overall effectiveness of this graduate student instructor?

- 7-Extremely Effective

Please identify what you consider to be the strengths of the course (or section).

- Section material compliments lecture material very well. Bryan is always very concise in his explanations and paces

himself well. Additionally, Bryan was one of the most supportive GSI's I've had in Berkeley so far. He is very approachable and is extremely helpful.

What advice would you give to another student who is considering taking this course?

- ◊ Take the time to study all lecture slides before exams. Attend lecture in-person

Considering both the limitations and possibilities of the subject matter and the course, how would you rate the overall effectiveness of this course?

- ◊ 7-Extremely Effective

On average, how many hours per week have you spent on this course, including attending classes, doing readings, reviewing notes, writing papers, and any other course-related work?

- ◊ 4-6

How many class (or section) sessions did you attend?

- ◊ All

Class?

- ◊ Junior

Major?

- ◊ Undeclared

Your Major? (List All)

- ◊ Economics

Is this course required or strongly suggested for your major or intended major?

- ◊ No

Project Title: **Fall 2022 Evaluations**

Courses Audience: **27**
Responses Received: **5**
Response Ratio: **18.52%**

Subject Details

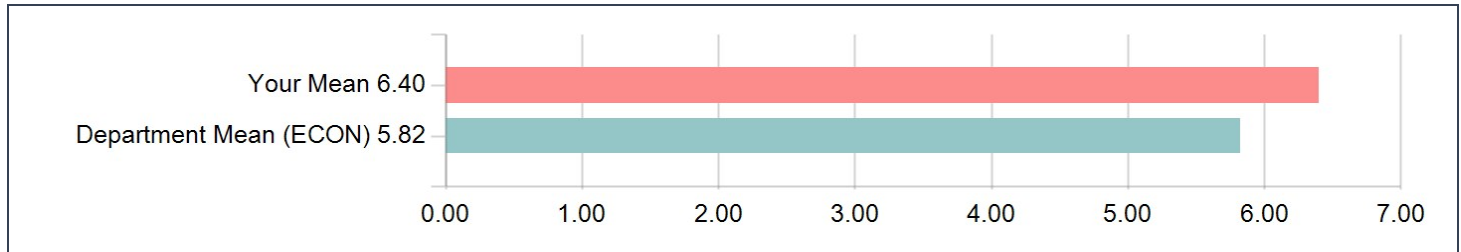
Name	ECON 130 DIS 103 Using Economics for Public Policy (EVAL FOR GSI)
DEPT_NAME	ECON
DEPT_FORM	ECON
EVALUATION_TYPE	G
First Name	Bryan
Last Name	Chu

FOR YOUR INFORMATION: Please note that "Department Mean" for each rating question is calculated using all sections in your department. This may include both Faculty and GSIs depending on whether the department has selected a question item to be used for both.

UNIVERSITY WIDE QUESTIONS (QUANTITATIVE/RATING):

The items in this section are asked across all courses at Berkeley.

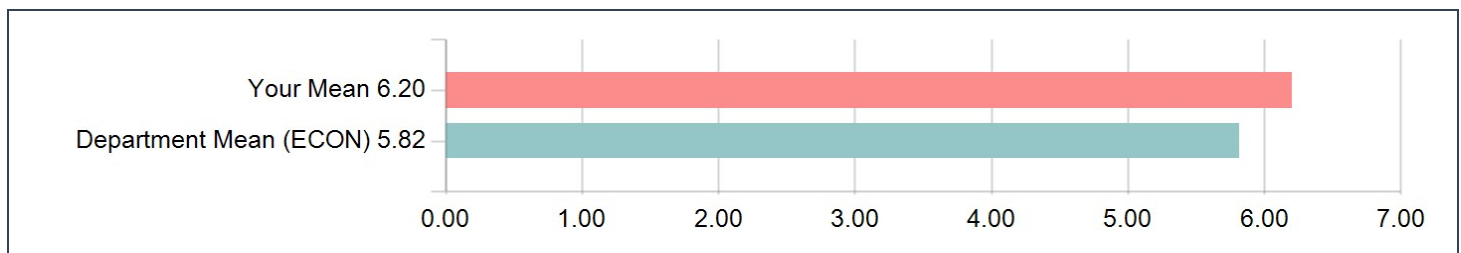
The instructor's lectures, facilitation of classes, and/or office hours and help sessions enhanced my learning. ("Learning" may include gaining mastery of course content and new skills, exposure to new methodologies and modes of critical thinking, and extending the ability to express oneself on the topics treated in the course).



The instructor's lectures, facilitation of classes, and/or office hours and help sessions enhanced my learning. ("Learning" may include gaining mastery of course content and new skills, exposure to new methodologies and modes of critical thinking, and extending the ability to express oneself on the topics treated in the course).

Options	Count	Percentage
1-Strongly disagree	0	0.00%
2-Disagree	0	0.00%
3-Disagree Somewhat	0	0.00%
4-Neutral (neither agree nor disagree)	0	0.00%
5-Agree Somewhat	0	0.00%
6-Agree	3	60.00%
7-Strongly agree	2	40.00%
Statistics	Value	
Response Count	5	
Mean	6.40	
Median	6.00	
Standard Deviation	0.55	

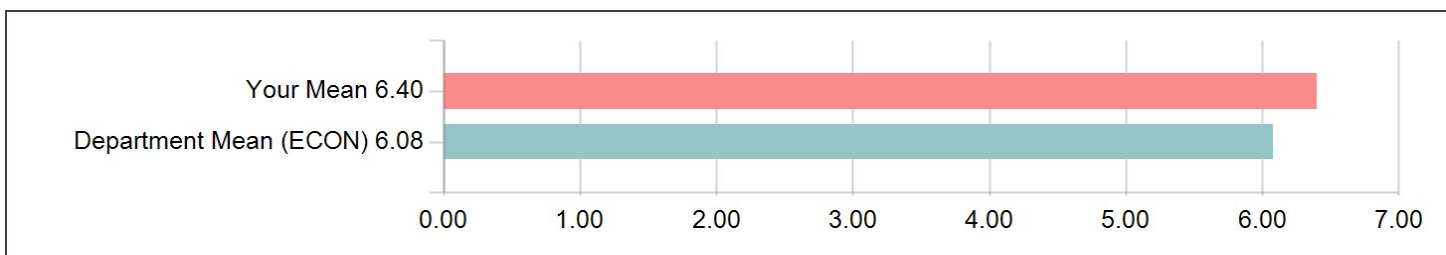
The assignments were well designed to help me understand the course material and gain a deeper perspective on the subject.



The assignments were well designed to help me understand the course material and gain a deeper perspective on the subject.

Options	Count	Percentage
1-Strongly disagree	0	0.00%
2-Disagree	0	0.00%
3-Disagree Somewhat	0	0.00%
4-Neutral (neither agree nor disagree)	0	0.00%
5-Agree Somewhat	0	0.00%
6-Agree	4	80.00%
7-Strongly agree	1	20.00%
Statistics	Value	
Response Count	5	
Mean	6.20	
Median	6.00	
Standard Deviation	0.45	

The instructor created an environment in which I could feel included (for example, encouraged multiple voices/perspectives, welcomed questions and critiques, responded to student feedback).



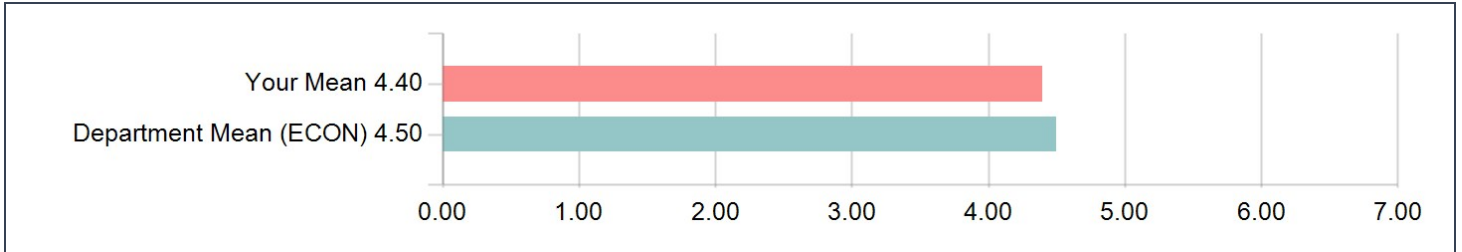
The instructor created an environment in which I could feel included (for example, encouraged multiple voices/perspectives, welcomed questions and critiques, responded to student feedback).

Options	Count	Percentage
1-Strongly disagree	0	0.00%
2-Disagree	0	0.00%
3-Disagree Somewhat	0	0.00%
4-Neutral (neither agree nor disagree)	0	0.00%
5-Agree Somewhat	0	0.00%
6-Agree	3	60.00%
7-Strongly agree	2	40.00%
Statistics	Value	
Response Count	5	
Mean	6.40	
Median	6.00	
Standard Deviation	0.55	

DEPARTMENT PROVIDED INSTRUCTOR QUESTIONS:

Items in this section were selected by ECON for inclusion on this evaluation.


Considering my understanding of the material, the pace of the section meetings was
1=Much too slow, 4=About right, 7=Much too fast



Considering my understanding of the material, the pace of the section meetings was
1=Much too slow, 4=About right, 7=Much too fast

Options	Count	Percentage
1	0	0.00%
2	0	0.00%
3	0	0.00%
4	4	80.00%
5	0	0.00%
6	1	20.00%
7	0	0.00%
Statistics	Value	
Response Count	5	
Mean	4.40	
Median	4.00	
Standard Deviation	0.89	

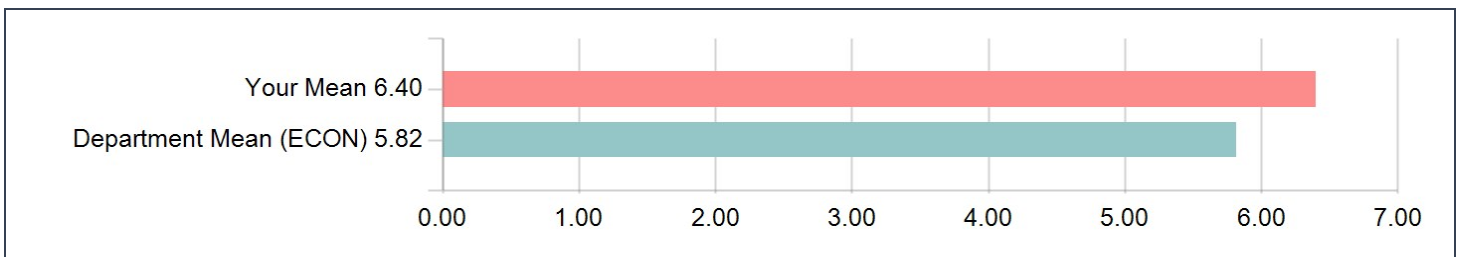
Considering how the professor structured the course, the material presented in section was
1=Poorly chosen, 4=Satisfactory, 7=Excellent



Considering how the professor structured the course, the material presented in section was
 1=Poorly chosen, 4=Satisfactory, 7=Excellent

Options	Count	Percentage
1	0	0.00%
2	0	0.00%
3	0	0.00%
4	1	20.00%
5	0	0.00%
6	1	20.00%
7	3	60.00%
Statistics	Value	
Response Count	5	
Mean	6.20	
Median	7.00	
Standard Deviation	1.30	

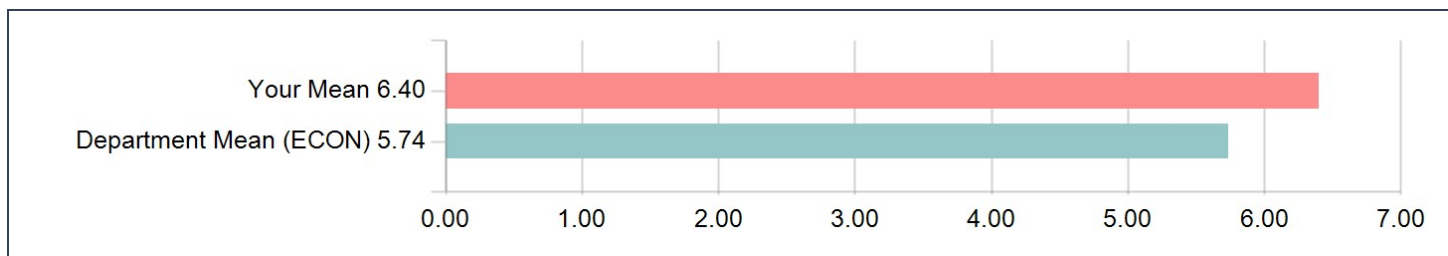
From my perspective the graduate student instructor's grading appears to be
 1=Unfair, 4=Satisfactory, 7=Very conscientious



From my perspective the graduate student instructor's grading appears to be
 1=Unfair, 4=Satisfactory, 7=Very conscientious

Options	Count	Percentage
1	0	0.00%
2	0	0.00%
3	0	0.00%
4	0	0.00%
5	1	20.00%
6	1	20.00%
7	3	60.00%
Statistics	Value	
Response Count	5	
Mean	6.40	
Median	7.00	
Standard Deviation	0.89	

Considering both the limitations and possibilities of the subject matter and the course, how would you rate the overall effectiveness of this graduate student instructor?



Considering both the limitations and possibilities of the subject matter and the course, how would you rate the overall effectiveness of this graduate student instructor?

Options	Count	Percentage
1-Not at all Effective	0	0.00%
2	0	0.00%
3	0	0.00%
4-Moderately Effective	0	0.00%
5	0	0.00%
6	3	60.00%
7-Extremely Effective	2	40.00%
Statistics	Value	
Response Count	5	
Mean	6.40	
Median	6.00	
Standard Deviation	0.55	

DEPARTMENT PROVIDED COURSE QUESTIONS:

Items in this section were selected by ECON for inclusion on this evaluation.

Please identify what you consider to be the strengths of the course (or section).

Comments
Favorite GSI I've had so far. Bryan was the first GSI to actually learn all of his students names. He was able to cultivate a community feel to the classroom and it was never intimidating to ask questions or give input. I really liked the emphasis on group work/collaboration during section because it helped me meet new people. I got to learn about perspectives from international students that were really interesting.
Ability to work in groups and discuss concepts
Discussions expanded upon lectures. Not just a reiteration of lecture. Gained some new skills. Made attending discussion sections worthwhile. Bryan is one of the better GSIs I've had at Cal.
I appreciated that the problem sets were similar to the exams, which allowed me to understand the expectations for the exam. This is the first course I've taken where I felt that scoring above the mean was possible. I attribute this to the straightforward presentation of course material and that the additional material and clarifications were critical to my learning.
A smaller class environment allowed for more discussion of concepts learned in class. There was accessible material that allowed for further comprehension of topics learned during the lecture.

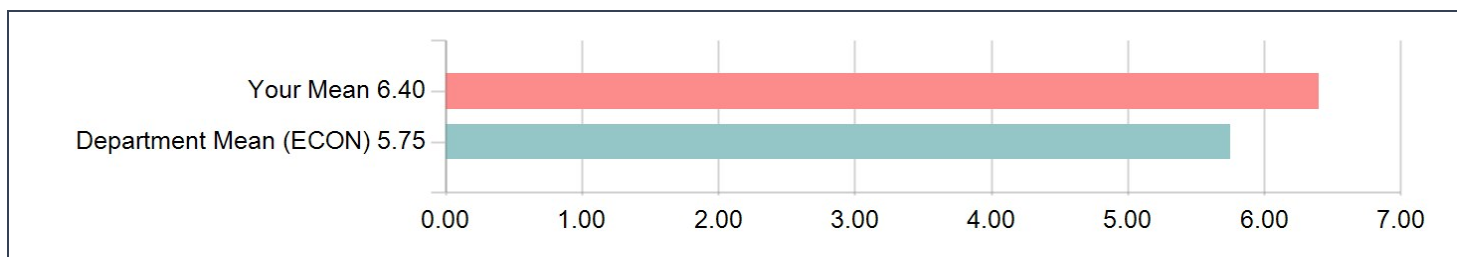
Please identify area(s) where you think the course could be improved.

Comments
Maybe increase the difficulty of some of the most basic parts of the worksheets
Better classrooms that make it easier to facilitate discussions, especially when we broke into smaller groups. Evans Hall isn't great for that. Smaller class sizes.
As I've taken classes for three semesters here at Cal, it would be beneficial to allow students to find the section that best fits their learning style. Thus allowing them to attend different sections. Also, maintaining an online section would be extremely helpful!
More recapping of concepts and topics covered in lecture would be helpful.

What advice would you give to another student who is considering taking this course?

Comments
Go to section and make friends! Also ask the GSIs questions because they are really knowledgeable and passionate.
Attend discussion section! It's worth your while. Will help with understanding the course.
Find a group of students whom you can discuss the materials with after the lectures and sections to facilitate your learning.
Follow along with lecture slides and ask any questions because the instructors are more than happy to help

Considering both the limitations and possibilities of the subject matter and the course, how would you rate the overall effectiveness of this course?



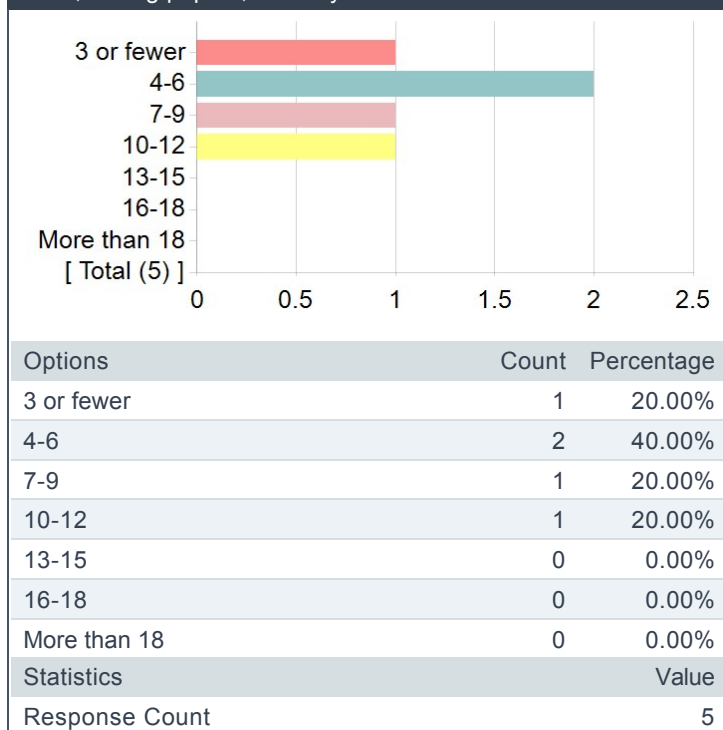
Considering both the limitations and possibilities of the subject matter and the course, how would you rate the overall effectiveness of this course?		
Options	Count	Percentage
1-Not at all Effective	0	0.00%
2	0	0.00%
3	0	0.00%
4-Moderately Effective	0	0.00%
5	0	0.00%
6	3	60.00%
7-Extremely Effective	2	40.00%
Statistics	Value	
Response Count	5	
Mean	6.40	
Median	6.00	
Standard Deviation	0.55	

DEPARTMENT PROVIDED STUDENT INFORMATION QUESTIONS

Items in this section were selected by ECON for inclusion on this evaluation.

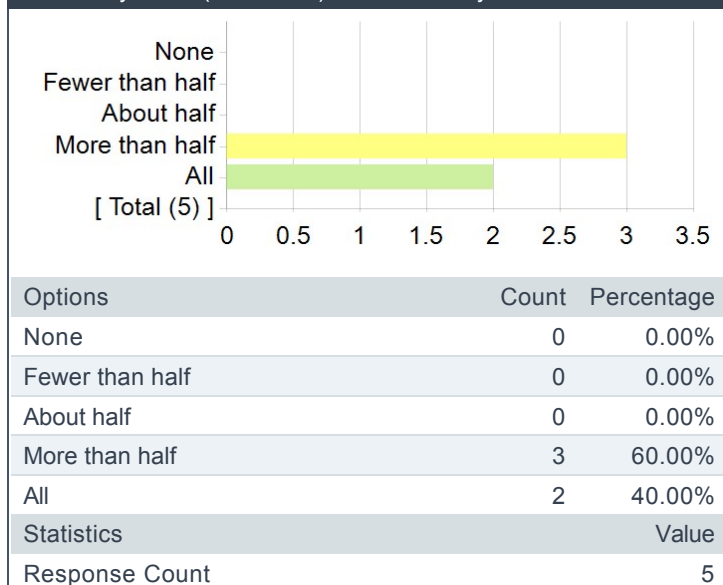
On average, how many hours per week have you spent on this course, including attending classes, doing readings, reviewing notes, writing papers, and any other course-related work?

On average, how many hours per week have you spent on this course, including attending classes, doing readings, reviewing notes, writing papers, and any other course-related work?

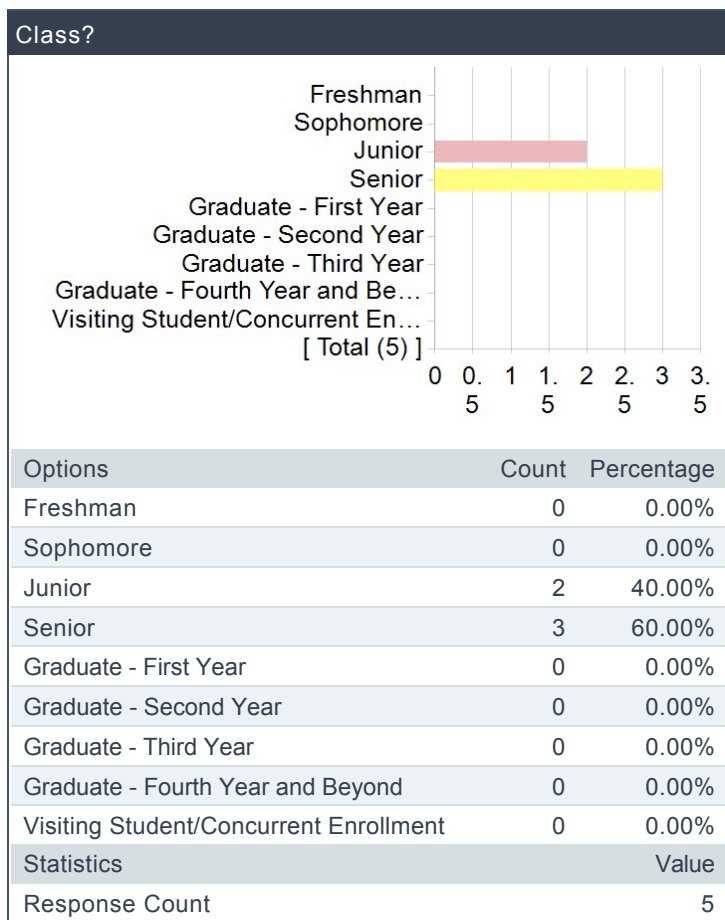


How many class (or section) sessions did you attend?

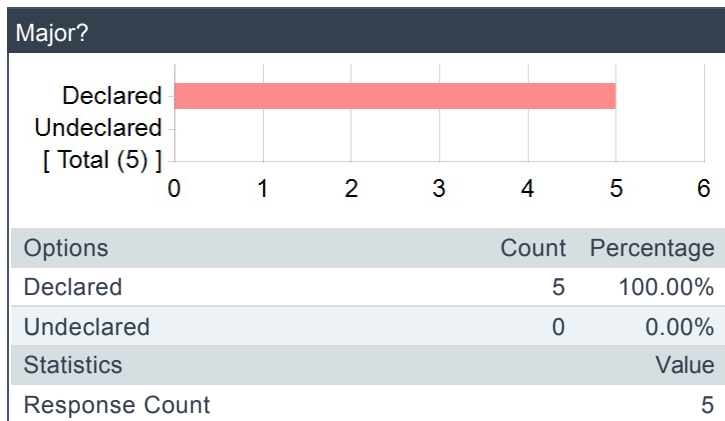
How many class (or section) sessions did you attend?



Class?



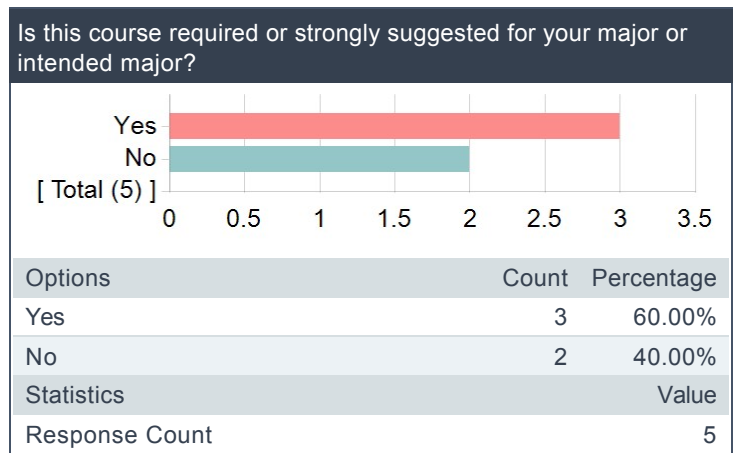
Major?



Your Major? (List All)

Comments
Economics + Data Science
Economics
Economics
Economics and Business Administration

Is this course required or strongly suggested for your major or intended major?



Project Title: **Fall 2022 Evaluations**

Courses Audience: **22**
Responses Received: **6**
Response Ratio: **27.27%**

Subject Details

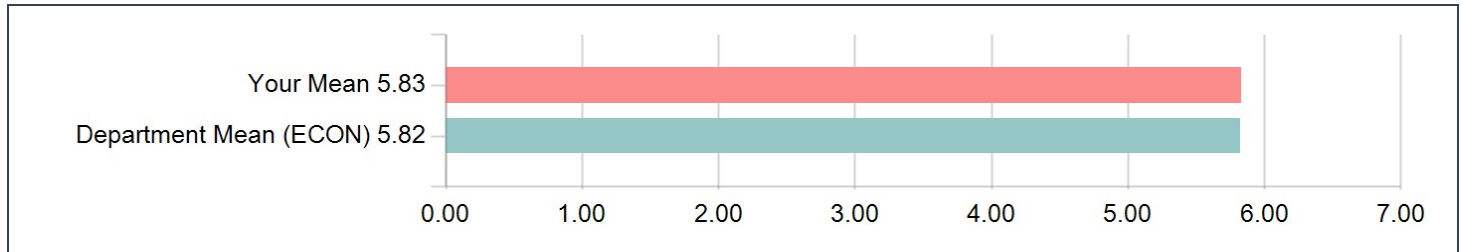
Name	ECON 130 DIS 105 Using Economics for Public Policy (EVAL FOR GSI)
DEPT_NAME	ECON
DEPT_FORM	ECON
EVALUATION_TYPE	G
First Name	Bryan
Last Name	Chu

FOR YOUR INFORMATION: Please note that "Department Mean" for each rating question is calculated using all sections in your department. This may include both Faculty and GSIs depending on whether the department has selected a question item to be used for both.

UNIVERSITY WIDE QUESTIONS (QUANTITATIVE/RATING):

The items in this section are asked across all courses at Berkeley.

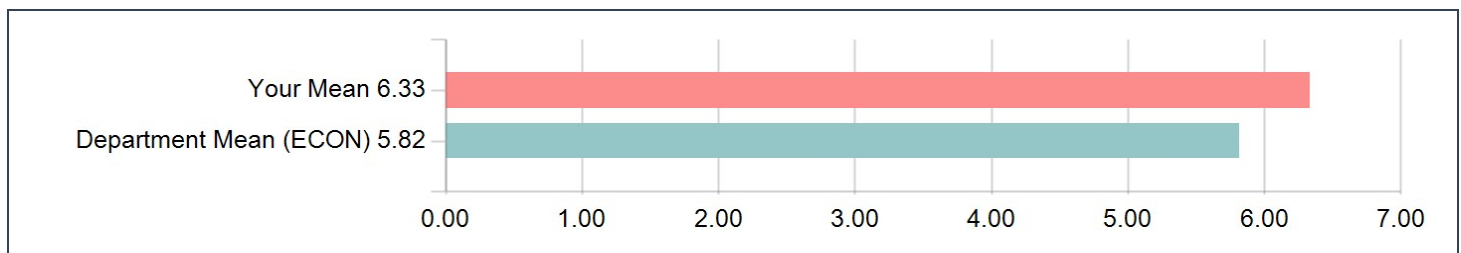
The instructor's lectures, facilitation of classes, and/or office hours and help sessions enhanced my learning. ("Learning" may include gaining mastery of course content and new skills, exposure to new methodologies and modes of critical thinking, and extending the ability to express oneself on the topics treated in the course).



The instructor's lectures, facilitation of classes, and/or office hours and help sessions enhanced my learning. ("Learning" may include gaining mastery of course content and new skills, exposure to new methodologies and modes of critical thinking, and extending the ability to express oneself on the topics treated in the course).

Options	Count	Percentage
1-Strongly disagree	0	0.00%
2-Disagree	0	0.00%
3-Disagree Somewhat	0	0.00%
4-Neutral (neither agree nor disagree)	1	16.67%
5-Agree Somewhat	1	16.67%
6-Agree	2	33.33%
7-Strongly agree	2	33.33%
Statistics	Value	
Response Count	6	
Mean	5.83	
Median	6.00	
Standard Deviation	1.17	

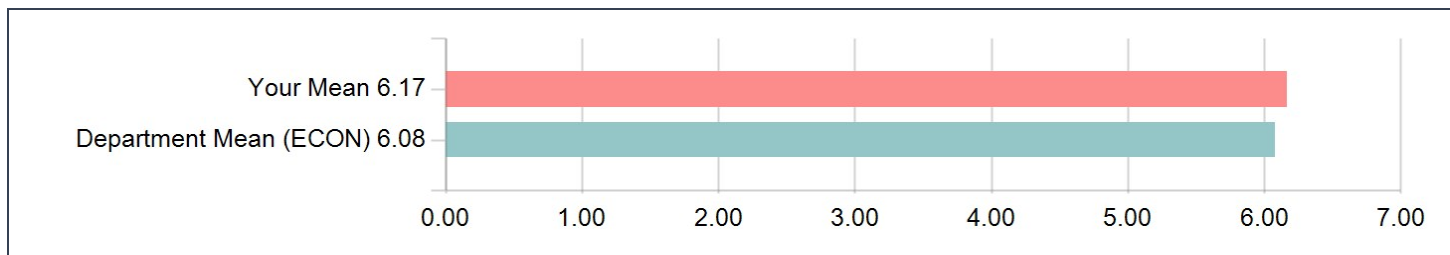
The assignments were well designed to help me understand the course material and gain a deeper perspective on the subject.



The assignments were well designed to help me understand the course material and gain a deeper perspective on the subject.

Options	Count	Percentage
1-Strongly disagree	0	0.00%
2-Disagree	0	0.00%
3-Disagree Somewhat	0	0.00%
4-Neutral (neither agree nor disagree)	0	0.00%
5-Agree Somewhat	1	16.67%
6-Agree	2	33.33%
7-Strongly agree	3	50.00%
Statistics	Value	
Response Count	6	
Mean	6.33	
Median	6.50	
Standard Deviation	0.82	

The instructor created an environment in which I could feel included (for example, encouraged multiple voices/perspectives, welcomed questions and critiques, responded to student feedback).



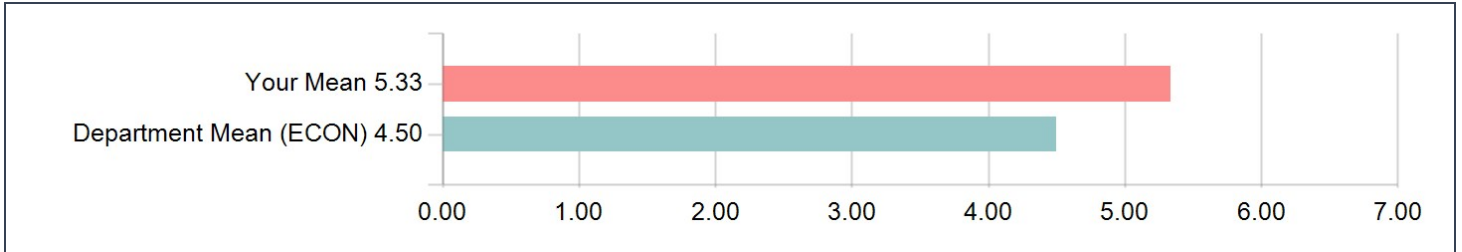
The instructor created an environment in which I could feel included (for example, encouraged multiple voices/perspectives, welcomed questions and critiques, responded to student feedback).

Options	Count	Percentage
1-Strongly disagree	0	0.00%
2-Disagree	0	0.00%
3-Disagree Somewhat	0	0.00%
4-Neutral (neither agree nor disagree)	1	16.67%
5-Agree Somewhat	0	0.00%
6-Agree	2	33.33%
7-Strongly agree	3	50.00%
Statistics	Value	
Response Count	6	
Mean	6.17	
Median	6.50	
Standard Deviation	1.17	

DEPARTMENT PROVIDED INSTRUCTOR QUESTIONS:

Items in this section were selected by ECON for inclusion on this evaluation.


Considering my understanding of the material, the pace of the section meetings was
1=Much too slow, 4=About right, 7=Much too fast



Considering my understanding of the material, the pace of the section meetings was
1=Much too slow, 4=About right, 7=Much too fast

Options	Count	Percentage
1	0	0.00%
2	0	0.00%
3	0	0.00%
4	1	16.67%
5	3	50.00%
6	1	16.67%
7	1	16.67%
Statistics	Value	
Response Count	6	
Mean	5.33	
Median	5.00	
Standard Deviation	1.03	

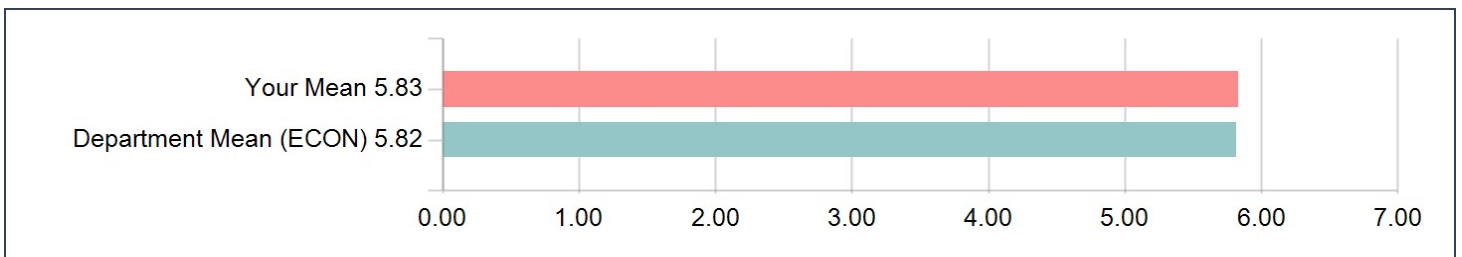
Considering how the professor structured the course, the material presented in section was
1=Poorly chosen, 4=Satisfactory, 7=Excellent



Considering how the professor structured the course, the material presented in section was
 1=Poorly chosen, 4=Satisfactory, 7=Excellent

Options	Count	Percentage
1	0	0.00%
2	0	0.00%
3	0	0.00%
4	0	0.00%
5	1	16.67%
6	2	33.33%
7	3	50.00%
Statistics	Value	
Response Count	6	
Mean	6.33	
Median	6.50	
Standard Deviation	0.82	

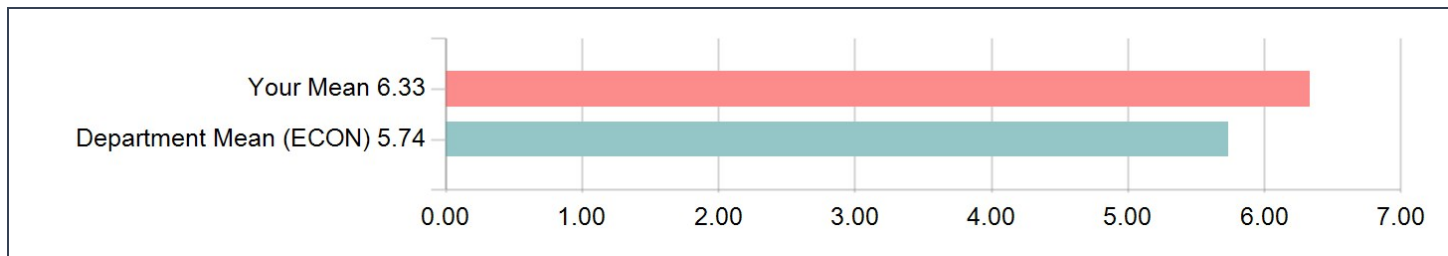
From my perspective the graduate student instructor's grading appears to be
 1=Unfair, 4=Satisfactory, 7=Very conscientious



From my perspective the graduate student instructor's grading appears to be
 1=Unfair, 4=Satisfactory, 7=Very conscientious

Options	Count	Percentage
1	0	0.00%
2	0	0.00%
3	0	0.00%
4	0	0.00%
5	3	50.00%
6	1	16.67%
7	2	33.33%
Statistics	Value	
Response Count	6	
Mean	5.83	
Median	5.50	
Standard Deviation	0.98	

Considering both the limitations and possibilities of the subject matter and the course, how would you rate the overall effectiveness of this graduate student instructor?



Considering both the limitations and possibilities of the subject matter and the course, how would you rate the overall effectiveness of this graduate student instructor?

Options	Count	Percentage
1-Not at all Effective	0	0.00%
2	0	0.00%
3	0	0.00%
4-Moderately Effective	0	0.00%
5	1	16.67%
6	2	33.33%
7-Extremely Effective	3	50.00%
Statistics	Value	
Response Count	6	
Mean	6.33	
Median	6.50	
Standard Deviation	0.82	

DEPARTMENT PROVIDED COURSE QUESTIONS:

Items in this section were selected by ECON for inclusion on this evaluation.

Please identify what you consider to be the strengths of the course (or section).

Comments
The discussion section material was helped solidify my understanding of lecture material. The lectures were great to follow and concepts were explained well, the iClicker quizzes helped solidify my understanding of tougher key concepts introduced during lecture. The problem sets helped me review and understand concepts in more depth with more examples and review. The exams were fair. There was good study guidance from the professor with the review sheet and practice exam for the midterm and final that helped greatly. Very insightful and great course of the incentives and disincentives of public policy programs and applying introductory economics to them.
I'd say the facts and the articulate articles published help the responses.
I enjoyed going over the different terms and theoretical graphs as well as discussing this with my peers. I also enjoyed when we read the economic research papers.
Make us understand topics of the lectures

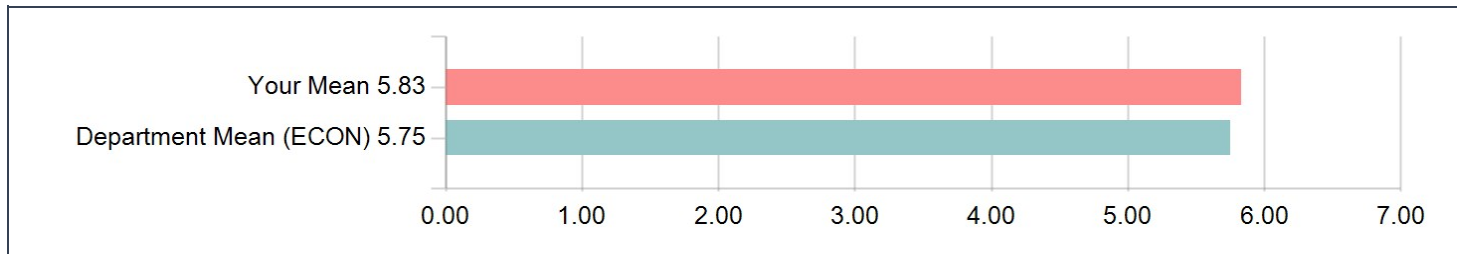
Please identify area(s) where you think the course could be improved.

Comments
More guidance on the policy memo writing.
Maybe the pace of this course.
I found it hard to follow along during the coding sections since we were rushing to finish and I felt that I just had to get the code written down in time. Sometimes, I was not able to get the correct function down which was difficult and when it came to the coding assignment, it was difficult to decide what I actually needed to do to get it to work. I think it would have helped me to understand what the purpose of a certain function was so I would have known better how it applied when doing it for the assignment.
More office hours

What advice would you give to another student who is considering taking this course?

Comments
Attend lectures live, carefully do the problem sets, plan out the policy memo well, review the material and problem sets prior to the exam.
I'd say brush up on the articles beforehand for lecture.
This course is very interesting if you are interested in public policy or economics, but can be more difficult if you do not have a strong background in economics/econometrics.
Always follow sections

Considering both the limitations and possibilities of the subject matter and the course, how would you rate the overall effectiveness of this course?



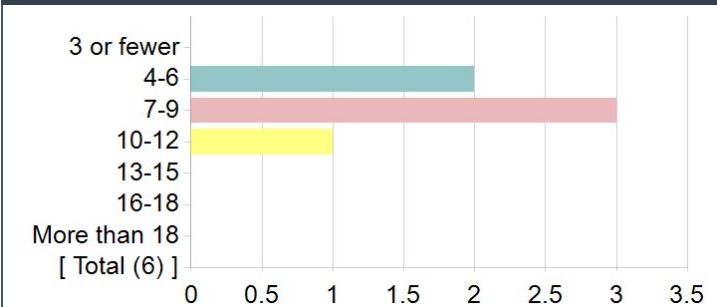
Considering both the limitations and possibilities of the subject matter and the course, how would you rate the overall effectiveness of this course?		
Options	Count	Percentage
1-Not at all Effective	0	0.00%
2	0	0.00%
3	0	0.00%
4-Moderately Effective	1	16.67%
5	0	0.00%
6	4	66.67%
7-Extremely Effective	1	16.67%
Statistics	Value	
Response Count	6	
Mean	5.83	
Median	6.00	
Standard Deviation	0.98	

DEPARTMENT PROVIDED STUDENT INFORMATION QUESTIONS

Items in this section were selected by ECON for inclusion on this evaluation.

On average, how many hours per week have you spent on this course, including attending classes, doing readings, reviewing notes, writing papers, and any other course-related work?

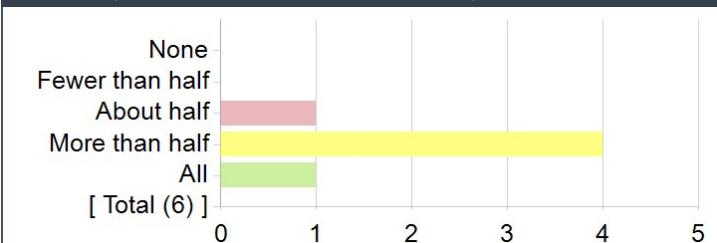
On average, how many hours per week have you spent on this course, including attending classes, doing readings, reviewing notes, writing papers, and any other course-related work?



Options	Count	Percentage
3 or fewer	0	0.00%
4-6	2	33.33%
7-9	3	50.00%
10-12	1	16.67%
13-15	0	0.00%
16-18	0	0.00%
More than 18	0	0.00%
Statistics		Value
Response Count	6	

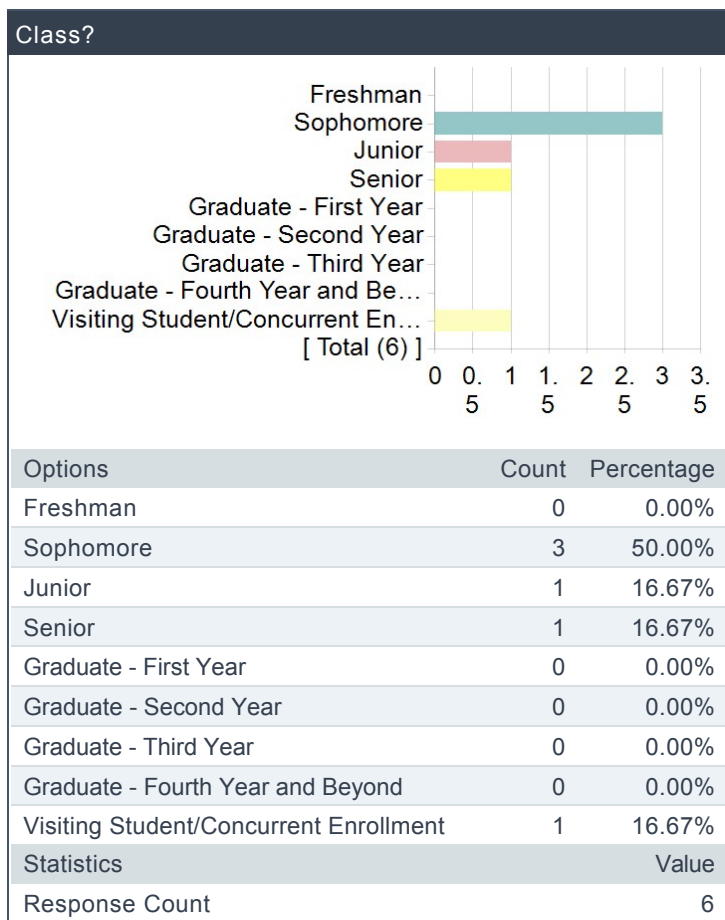
How many class (or section) sessions did you attend?

How many class (or section) sessions did you attend?

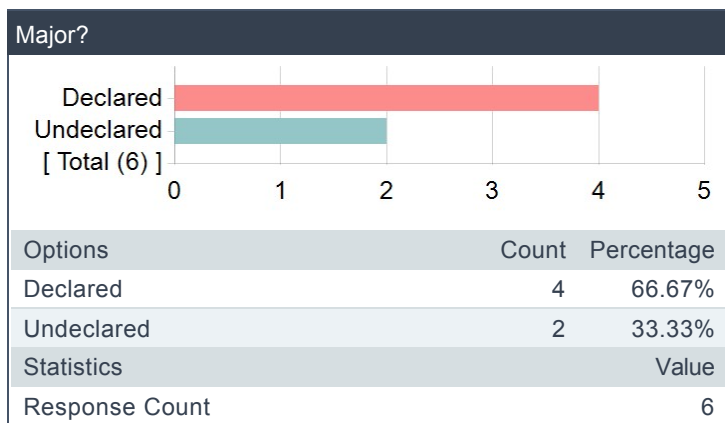


Options	Count	Percentage
None	0	0.00%
Fewer than half	0	0.00%
About half	1	16.67%
More than half	4	66.67%
All	1	16.67%
Statistics		Value
Response Count	6	

Class?



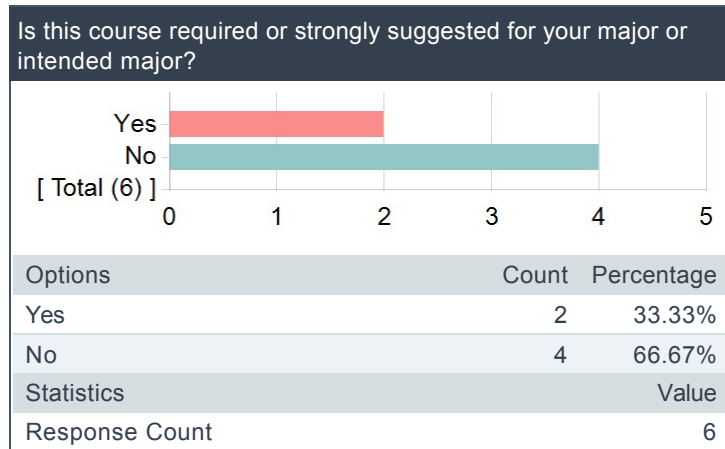
Major?



Your Major? (List All)

Comments
Environmental Economics and Policy
Economics and Media studies
Political Science
Econ
Chem and Econ
Economics

Is this course required or strongly suggested for your major or intended major?



Project Title: **Fall 2022 Evaluations**

Courses Audience: **22**
Responses Received: **9**
Response Ratio: **40.91%**

Subject Details

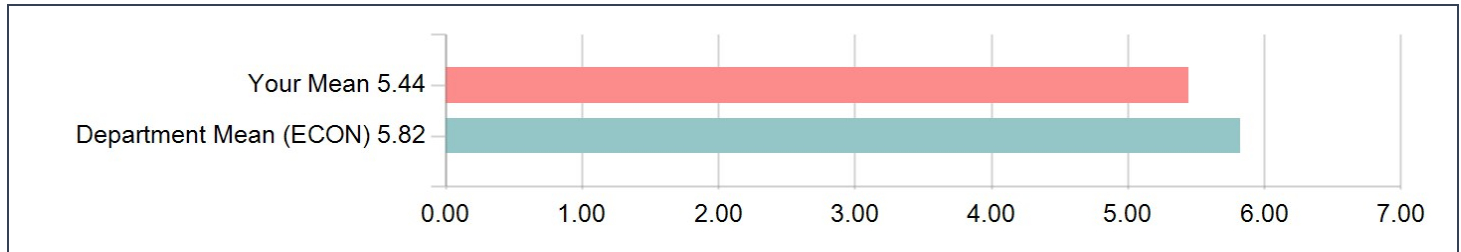
Name	ECON 130 DIS 106 Using Economics for Public Policy (EVAL FOR GSI)
DEPT_NAME	ECON
DEPT_FORM	ECON
EVALUATION_TYPE	G
First Name	Bryan
Last Name	Chu

FOR YOUR INFORMATION: Please note that "Department Mean" for each rating question is calculated using all sections in your department. This may include both Faculty and GSIs depending on whether the department has selected a question item to be used for both.

UNIVERSITY WIDE QUESTIONS (QUANTITATIVE/RATING):

The items in this section are asked across all courses at Berkeley.

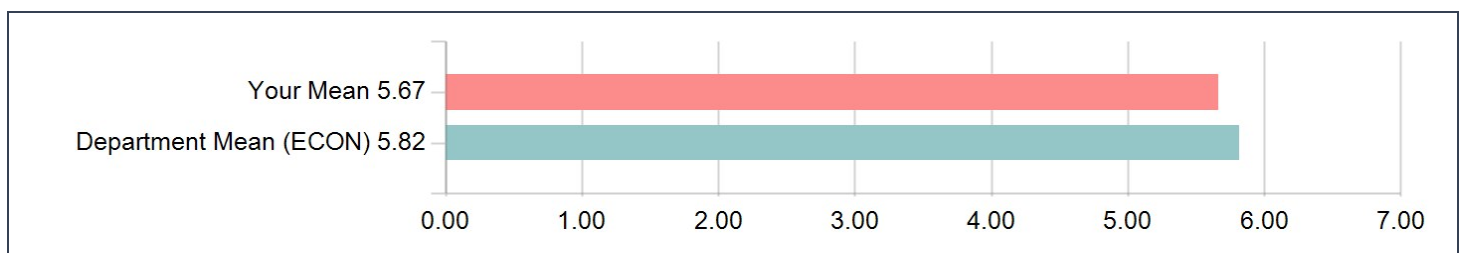
The instructor's lectures, facilitation of classes, and/or office hours and help sessions enhanced my learning. ("Learning" may include gaining mastery of course content and new skills, exposure to new methodologies and modes of critical thinking, and extending the ability to express oneself on the topics treated in the course).



The instructor's lectures, facilitation of classes, and/or office hours and help sessions enhanced my learning. ("Learning" may include gaining mastery of course content and new skills, exposure to new methodologies and modes of critical thinking, and extending the ability to express oneself on the topics treated in the course).

Options	Count	Percentage
1-Strongly disagree	0	0.00%
2-Disagree	0	0.00%
3-Disagree Somewhat	0	0.00%
4-Neutral (neither agree nor disagree)	2	22.22%
5-Agree Somewhat	2	22.22%
6-Agree	4	44.44%
7-Strongly agree	1	11.11%
Statistics	Value	
Response Count	9	
Mean	5.44	
Median	6.00	
Standard Deviation	1.01	

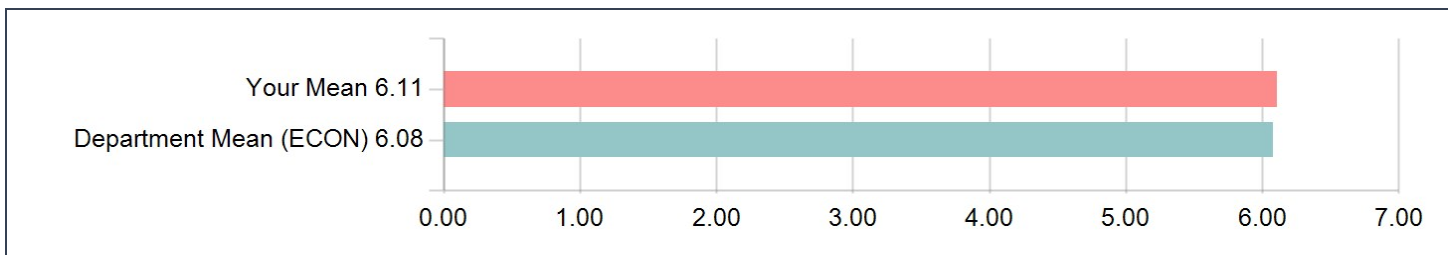
The assignments were well designed to help me understand the course material and gain a deeper perspective on the subject.



The assignments were well designed to help me understand the course material and gain a deeper perspective on the subject.

Options	Count	Percentage
1-Strongly disagree	0	0.00%
2-Disagree	0	0.00%
3-Disagree Somewhat	0	0.00%
4-Neutral (neither agree nor disagree)	2	22.22%
5-Agree Somewhat	0	0.00%
6-Agree	6	66.67%
7-Strongly agree	1	11.11%
Statistics	Value	
Response Count	9	
Mean	5.67	
Median	6.00	
Standard Deviation	1.00	

The instructor created an environment in which I could feel included (for example, encouraged multiple voices/perspectives, welcomed questions and critiques, responded to student feedback).



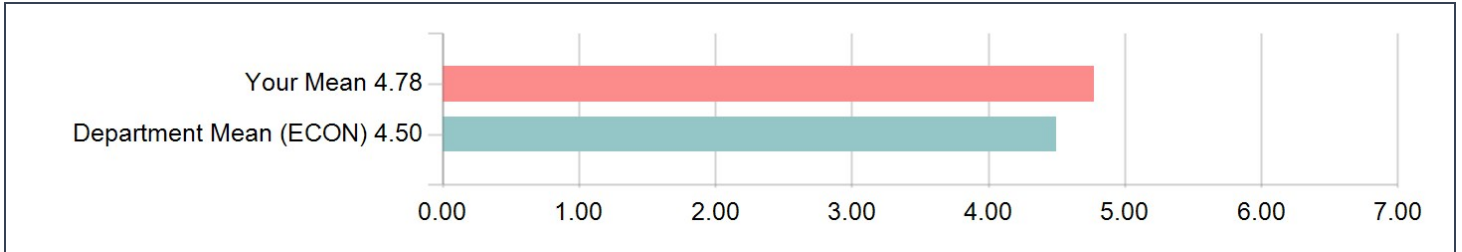
The instructor created an environment in which I could feel included (for example, encouraged multiple voices/perspectives, welcomed questions and critiques, responded to student feedback).

Options	Count	Percentage
1-Strongly disagree	0	0.00%
2-Disagree	0	0.00%
3-Disagree Somewhat	0	0.00%
4-Neutral (neither agree nor disagree)	0	0.00%
5-Agree Somewhat	2	22.22%
6-Agree	4	44.44%
7-Strongly agree	3	33.33%
Statistics	Value	
Response Count	9	
Mean	6.11	
Median	6.00	
Standard Deviation	0.78	

DEPARTMENT PROVIDED INSTRUCTOR QUESTIONS:

Items in this section were selected by ECON for inclusion on this evaluation.


Considering my understanding of the material, the pace of the section meetings was
1=Much too slow, 4=About right, 7=Much too fast



Considering my understanding of the material, the pace of the section meetings was
1=Much too slow, 4=About right, 7=Much too fast

Options	Count	Percentage
1	0	0.00%
2	0	0.00%
3	0	0.00%
4	5	55.56%
5	2	22.22%
6	1	11.11%
7	1	11.11%
Statistics		Value
Response Count		9
Mean		4.78
Median		4.00
Standard Deviation		1.09

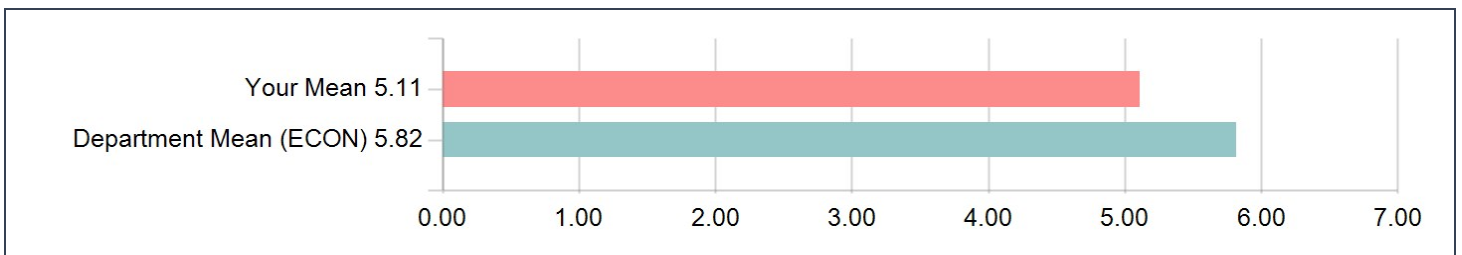
Considering how the professor structured the course, the material presented in section was
1=Poorly chosen, 4=Satisfactory, 7=Excellent



Considering how the professor structured the course, the material presented in section was
 1=Poorly chosen, 4=Satisfactory, 7=Excellent

Options	Count	Percentage
1	0	0.00%
2	0	0.00%
3	0	0.00%
4	2	22.22%
5	1	11.11%
6	4	44.44%
7	2	22.22%
Statistics	Value	
Response Count	9	
Mean	5.67	
Median	6.00	
Standard Deviation	1.12	

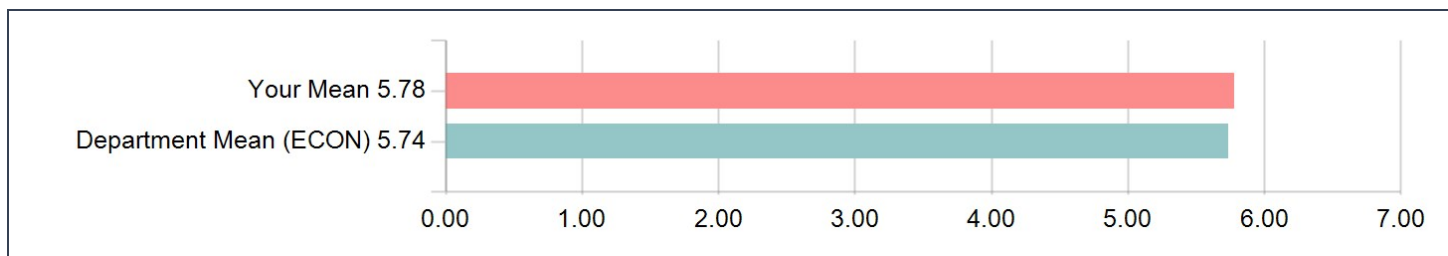
From my perspective the graduate student instructor's grading appears to be
 1=Unfair, 4=Satisfactory, 7=Very conscientious



From my perspective the graduate student instructor's grading appears to be
 1=Unfair, 4=Satisfactory, 7=Very conscientious

Options	Count	Percentage
1	0	0.00%
2	1	11.11%
3	0	0.00%
4	2	22.22%
5	1	11.11%
6	4	44.44%
7	1	11.11%
Statistics	Value	
Response Count	9	
Mean	5.11	
Median	6.00	
Standard Deviation	1.54	

Considering both the limitations and possibilities of the subject matter and the course, how would you rate the overall effectiveness of this graduate student instructor?



Considering both the limitations and possibilities of the subject matter and the course, how would you rate the overall effectiveness of this graduate student instructor?

Options	Count	Percentage
1-Not at all Effective	0	0.00%
2	0	0.00%
3	0	0.00%
4-Moderately Effective	1	11.11%
5	2	22.22%
6	4	44.44%
7-Extremely Effective	2	22.22%
Statistics	Value	
Response Count	9	
Mean	5.78	
Median	6.00	
Standard Deviation	0.97	

DEPARTMENT PROVIDED COURSE QUESTIONS:

Items in this section were selected by ECON for inclusion on this evaluation.

Please identify what you consider to be the strengths of the course (or section).

Comments
GSI is awesome
I found the material extremely interesting and liked the way the course covered a wide variety of public policy topics. I feel like I've gained a solid base understanding of public policy debates in the U.S.
Very well structured/organized. concepts were explained clearly and we were always checked in on about whether or not the material was understood at the present moment.
Bryan's ability to summarize lecture material was good. Also he would be great at answering questions.
– Bryan was very approachable and created a space for students to ask questions
– Sections covered key studies or skills

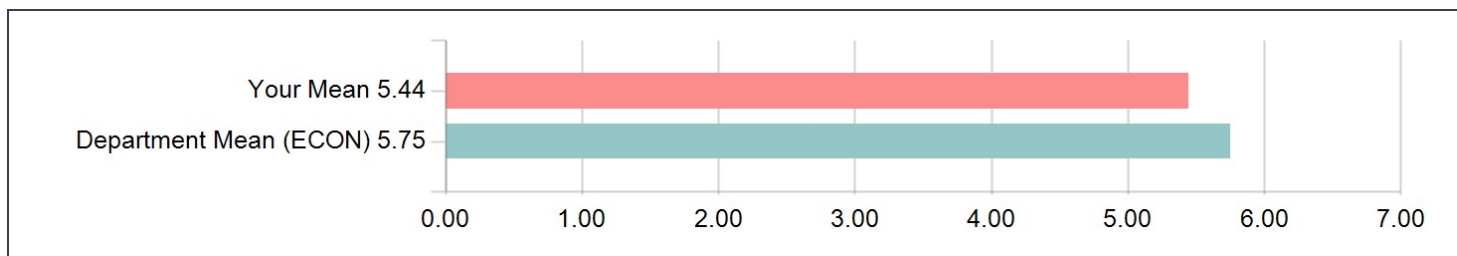
Please identify area(s) where you think the course could be improved.

Comments
The only critique I have is that the two sections involving R felt rushed and did not fully prepare me to complete problem set #3
More help with memo writing? A student who isn't a public policy minor might struggle more with those.
Could be more case study based.
- I think even towards the end of the class, people still didn't know each other. I think there could be a greater emphasis on building a community, which would help the group activities feel less awkward.

What advice would you give to another student who is considering taking this course?

Comments
Go to as many sections as possible
Keep track of all assignments and pace yourself!
If you have an interest in public policy this is a great course!
- Use Office Hours and bring questions to section

Considering both the limitations and possibilities of the subject matter and the course, how would you rate the overall effectiveness of this course?

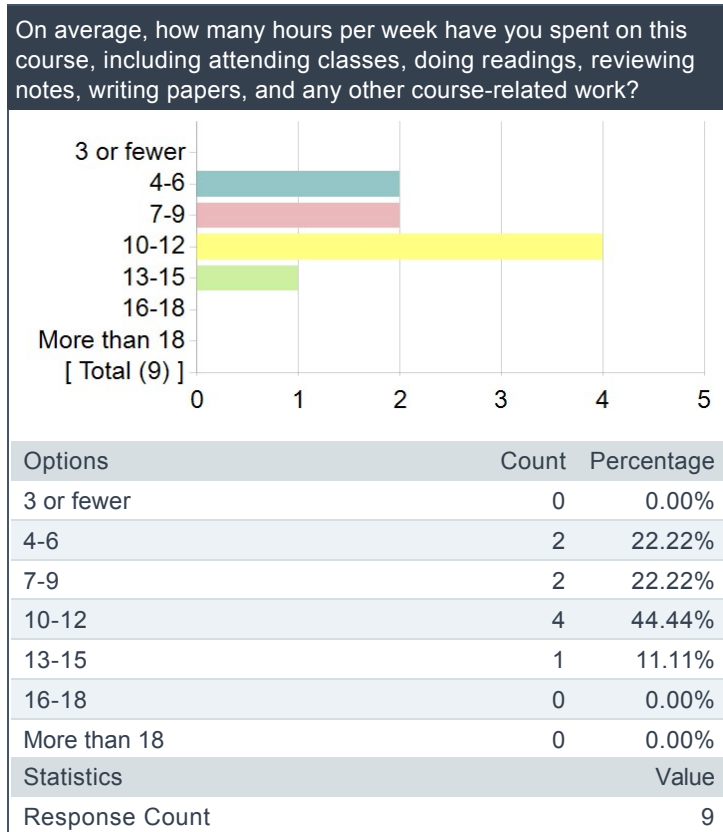


Considering both the limitations and possibilities of the subject matter and the course, how would you rate the overall effectiveness of this course?		
Options	Count	Percentage
1-Not at all Effective	0	0.00%
2	0	0.00%
3	0	0.00%
4-Moderately Effective	1	11.11%
5	4	44.44%
6	3	33.33%
7-Extremely Effective	1	11.11%
Statistics	Value	
Response Count	9	
Mean	5.44	
Median	5.00	
Standard Deviation	0.88	

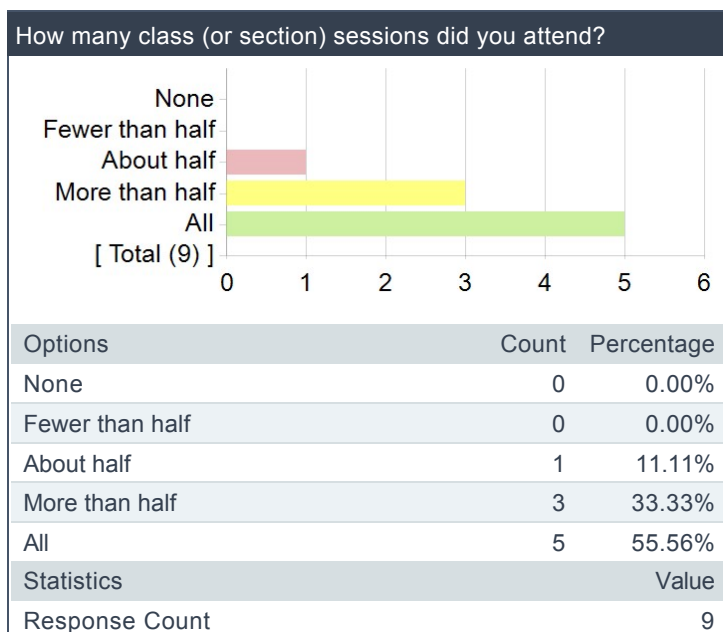
DEPARTMENT PROVIDED STUDENT INFORMATION QUESTIONS

Items in this section were selected by ECON for inclusion on this evaluation.

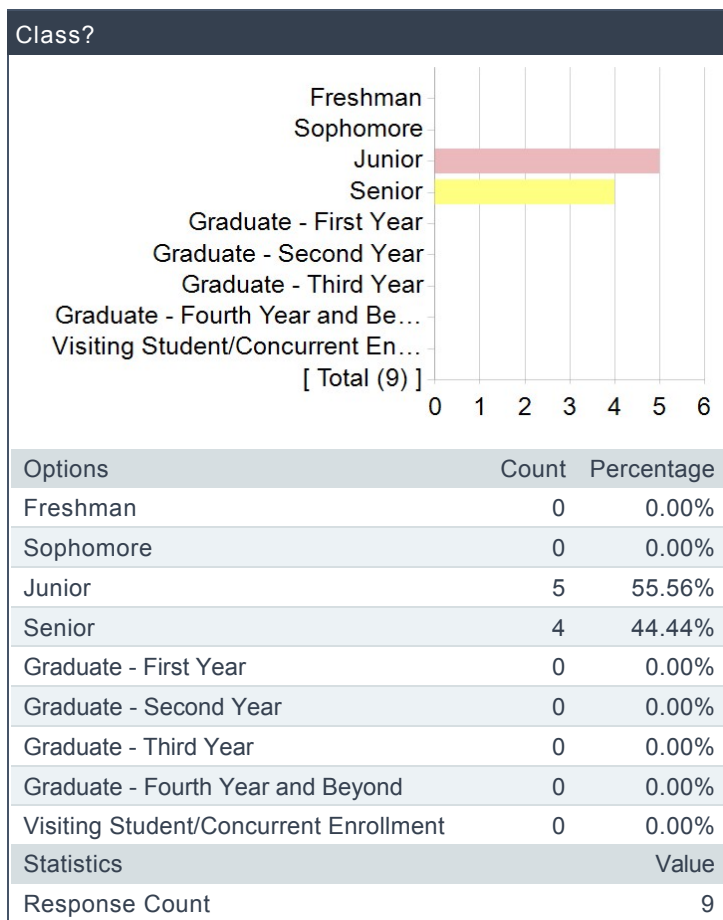
On average, how many hours per week have you spent on this course, including attending classes, doing readings, reviewing notes, writing papers, and any other course-related work?



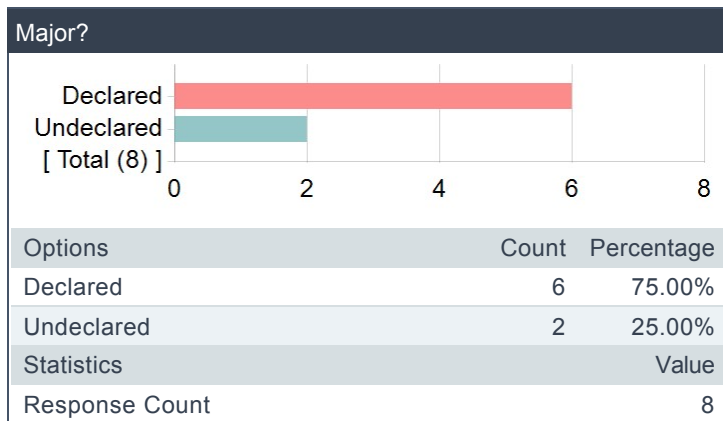
How many class (or section) sessions did you attend?



Class?



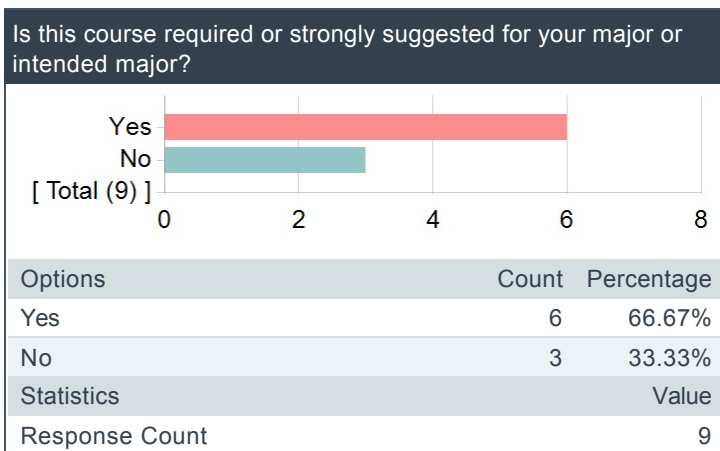
Major?



Your Major? (List All)

Comments
Economics and Political economy
Economics
Economics
Political Economy
Data Science, Economics
Economics
Econ
Economics
Economics, Business Administration

Is this course required or strongly suggested for your major or intended major?



Project Title: **Spring 2022 Evaluations**

Courses Audience: **28**
Responses Received: **4**
Response Ratio: **14.29%**

Subject Details

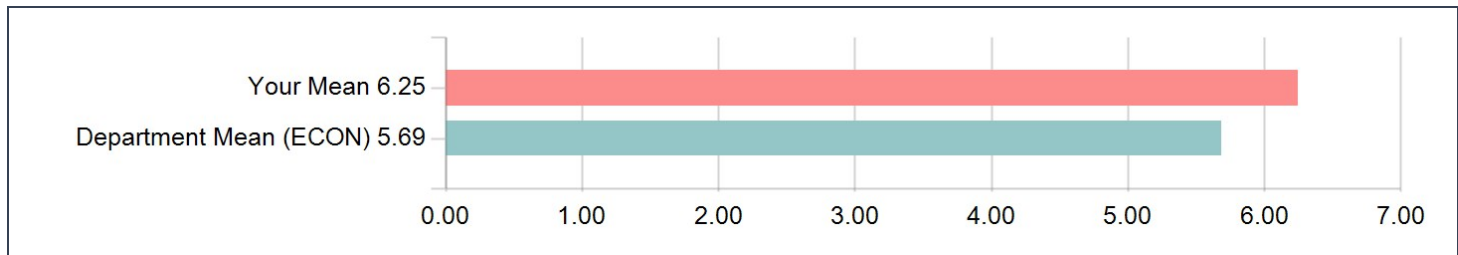
Name	ECON 140 DIS 111 ECONOMETRICS
DEPT_NAME	ECON
DEPT_FORM	ECON
EVALUATION_TYPE	G
First Name	Bryan
Last Name	Chu

FOR YOUR INFORMATION: Please note that "Department Mean" for each rating question is calculated using all sections in your department. This may include both Faculty and GSIs depending on whether the department has selected a question item to be used for both.

UNIVERSITY WIDE QUESTIONS (QUANTITATIVE/RATING):

The items in this section are asked across all courses at Berkeley.

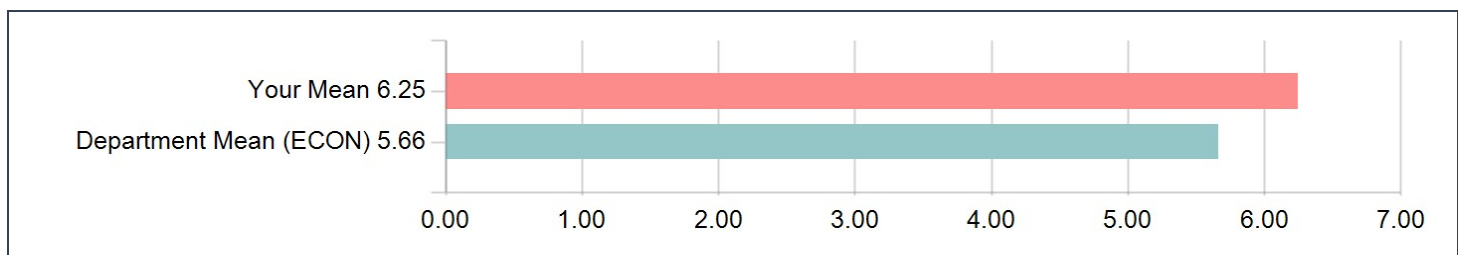
Considering both the limitations and possibilities of the subject matter and the course, how would you rate the overall effectiveness of this graduate student instructor?



Considering both the limitations and possibilities of the subject matter and the course, how would you rate the overall effectiveness of this graduate student instructor?

Options	Count	Percentage
1-Not at all Effective	0	0.00%
2	0	0.00%
3	0	0.00%
4-Moderately Effective	0	0.00%
5	0	0.00%
6	3	75.00%
7-Extremely Effective	1	25.00%
Statistics	Value	
Response Count	4	
Mean	6.25	
Median	6.00	
Standard Deviation	0.50	

Considering both the limitations and possibilities of the subject matter and the course, how would you rate the overall effectiveness of this course?



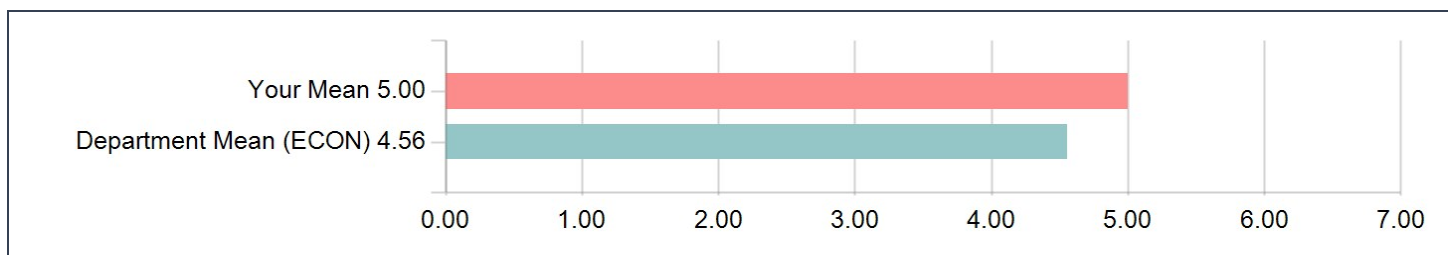
Considering both the limitations and possibilities of the subject matter and the course, how would you rate the overall effectiveness of this course?

Options	Count	Percentage
1-Not at all Effective	0	0.00%
2	0	0.00%
3	0	0.00%
4-Moderately Effective	0	0.00%
5	0	0.00%
6	3	75.00%
7-Extremely Effective	1	25.00%
Statistics	Value	
Response Count	4	
Mean	6.25	
Median	6.00	
Standard Deviation	0.50	

DEPARTMENT PROVIDED INSTRUCTOR QUESTIONS:

Items in this section were selected by ECON for inclusion on this evaluation.

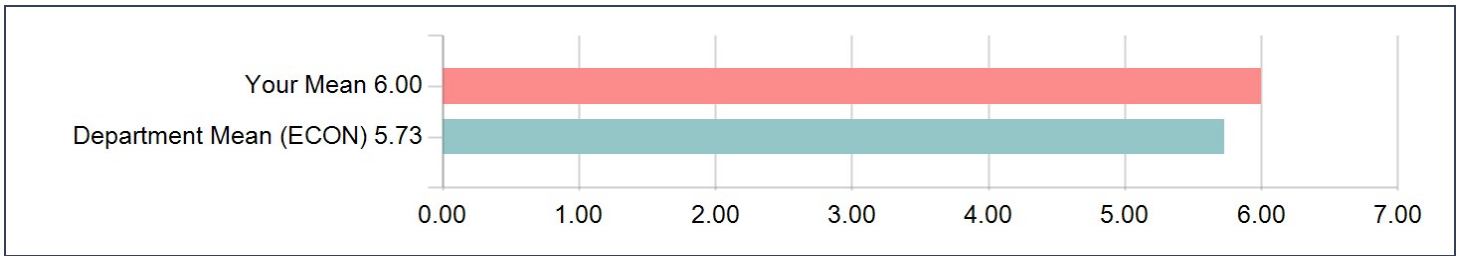
Considering my understanding of the material, the pace of the section meetings was
 1=Much too slow, 4=About right, 7=Much too fast



Considering my understanding of the material, the pace of the section meetings was
 1=Much too slow, 4=About right, 7=Much too fast

Options	Count	Percentage
1	0	0.00%
2	0	0.00%
3	0	0.00%
4	2	50.00%
5	0	0.00%
6	2	50.00%
7	0	0.00%
Statistics	Value	
Response Count	4	
Mean	5.00	
Median	5.00	
Standard Deviation	1.15	

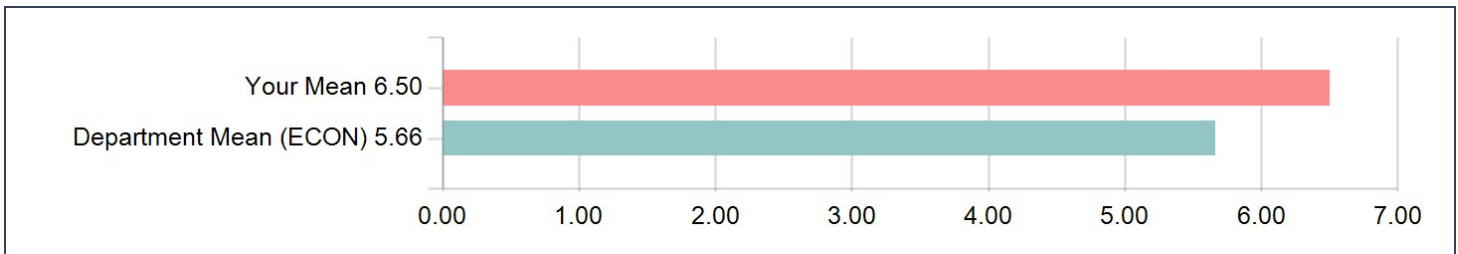
Considering how the professor structured the course, the material presented in section was
 1=Poorly chosen, 4=Satisfactory, 7=Excellent



Considering how the professor structured the course, the material presented in section was
 1=Poorly chosen, 4=Satisfactory, 7=Excellent

Options	Count	Percentage
1	0	0.00%
2	0	0.00%
3	0	0.00%
4	0	0.00%
5	1	25.00%
6	2	50.00%
7	1	25.00%
Statistics	Value	
Response Count	4	
Mean	6.00	
Median	6.00	
Standard Deviation	0.82	

From my perspective the graduate student instructor's grading appears to be
 1=Unfair, 4=Satisfactory, 7=Very conscientious



From my perspective the graduate student instructor's grading appears to be		
1=Unfair, 4=Satisfactory, 7=Very conscientious		
Options	Count	Percentage
1	0	0.00%
2	0	0.00%
3	0	0.00%
4	0	0.00%
5	0	0.00%
6	2	50.00%
7	2	50.00%
Statistics	Value	
Response Count	4	
Mean	6.50	
Median	6.50	
Standard Deviation	0.58	

DEPARTMENT PROVIDED COURSE QUESTIONS:

Items in this section were selected by ECON for inclusion on this evaluation.

Please identify what you consider to be the strengths of the course (or section).

Comments
Bryan was wonderful, he always encouraged us to ask questions and went through practice problems with us. I found his discussion section to be extremely helpful, he is a great teacher.
Chance to work through examples.

Please identify area(s) where you think the course could be improved.

Comments
Initial feeling of disconnect between material in lecture vs expectations for problems. Did not last whole course though.

What advice would you give to another student who is considering taking this course?

Comments
Go to class and participate in doing practice problems!
Ask questions.

DEPARTMENT PROVIDED STUDENT INFORMATION QUESTIONS

Items in this section were selected by ECON for inclusion on this evaluation.

On average, how many hours per week have you spent on this course, including attending classes, doing readings, reviewing notes, writing papers, and any other course-related work?

On average, how many hours per week have you spent on this course, including attending classes, doing readings, reviewing notes, writing papers, and any other course-related work?		
Options	Count	Percentage
3 or fewer	0	0.00%
4-6	0	0.00%
7-9	1	25.00%
10-12	1	25.00%
13-15	1	25.00%
16-18	0	0.00%
More than 18	1	25.00%
Statistics	Value	
Response Count	4	
Mean	1.00	
Median	1.00	
Standard Deviation	0.00	

How many class (or section) sessions did you attend?

How many class (or section) sessions did you attend?		
Options	Count	Percentage
None	0	0.00%
Fewer than half	0	0.00%
About half	1	25.00%
More than half	0	0.00%
All	3	75.00%
Statistics	Value	
Response Count	4	
Mean	1.00	
Median	1.00	
Standard Deviation	0.00	

Class?

Class?		
Options	Count	Percentage
Freshman	0	0.00%
Sophomore	0	0.00%
Junior	3	75.00%
Senior	1	25.00%
Graduate - First Year	0	0.00%
Graduate - Second Year	0	0.00%
Graduate - Third Year	0	0.00%
Graduate - Fourth Year and Beyond	0	0.00%
Visiting Student/Concurrent Enrollment	0	0.00%
Statistics	Value	
Response Count	4	
Mean	1.00	
Median	1.00	
Standard Deviation	0.00	

Major?

Major?		
Options	Count	Percentage
Declared	4	100.00%
Undeclared	0	0.00%
Statistics	Value	
Response Count	4	
Mean	1.00	
Median	1.00	
Standard Deviation	0.00	

Your Major? (List All)

Comments
Economics
Economics
Economics
Economics

Is this course required or strongly suggested for your major or intended major?

Is this course required or strongly suggested for your major or intended major?		
Options	Count	Percentage
Yes	3	75.00%
No	1	25.00%
Statistics	Value	
Response Count	4	
Mean	1.00	
Median	1.00	
Standard Deviation	0.00	

Project Title: **Spring 2022 Evaluations**

Courses Audience: **27**
Responses Received: **6**
Response Ratio: **22.22%**

Subject Details

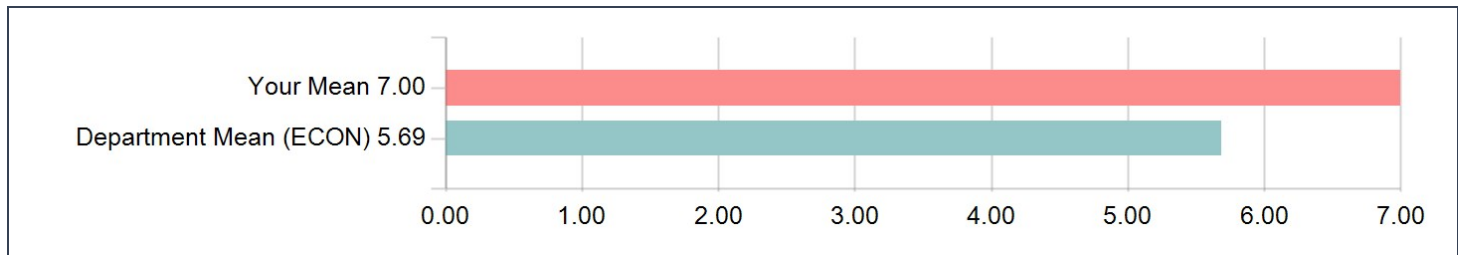
Name	ECON 140 DIS 112 ECONOMETRICS
DEPT_NAME	ECON
DEPT_FORM	ECON
EVALUATION_TYPE	G
First Name	Bryan
Last Name	Chu

FOR YOUR INFORMATION: Please note that "Department Mean" for each rating question is calculated using all sections in your department. This may include both Faculty and GSIs depending on whether the department has selected a question item to be used for both.

UNIVERSITY WIDE QUESTIONS (QUANTITATIVE/RATING):

The items in this section are asked across all courses at Berkeley.

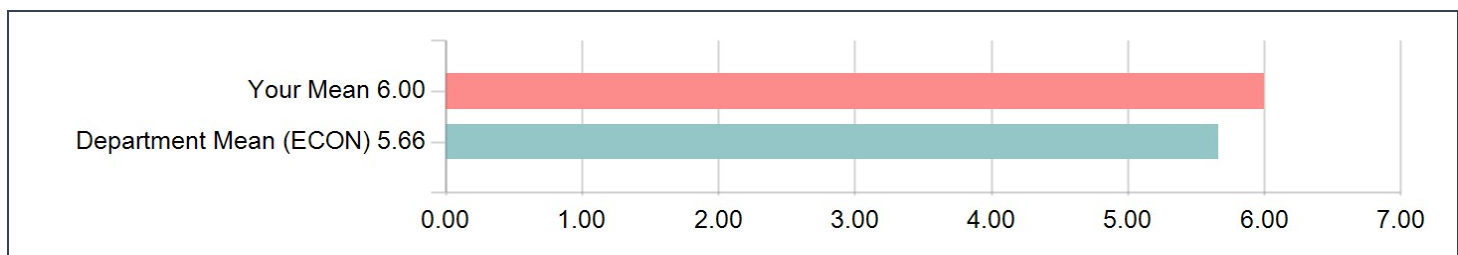
Considering both the limitations and possibilities of the subject matter and the course, how would you rate the overall effectiveness of this graduate student instructor?



Considering both the limitations and possibilities of the subject matter and the course, how would you rate the overall effectiveness of this graduate student instructor?

Options	Count	Percentage
1-Not at all Effective	0	0.00%
2	0	0.00%
3	0	0.00%
4-Moderately Effective	0	0.00%
5	0	0.00%
6	0	0.00%
7-Extremely Effective	6	100.00%
Statistics	Value	
Response Count	6	
Mean	7.00	
Median	7.00	
Standard Deviation	0.00	

Considering both the limitations and possibilities of the subject matter and the course, how would you rate the overall effectiveness of this course?



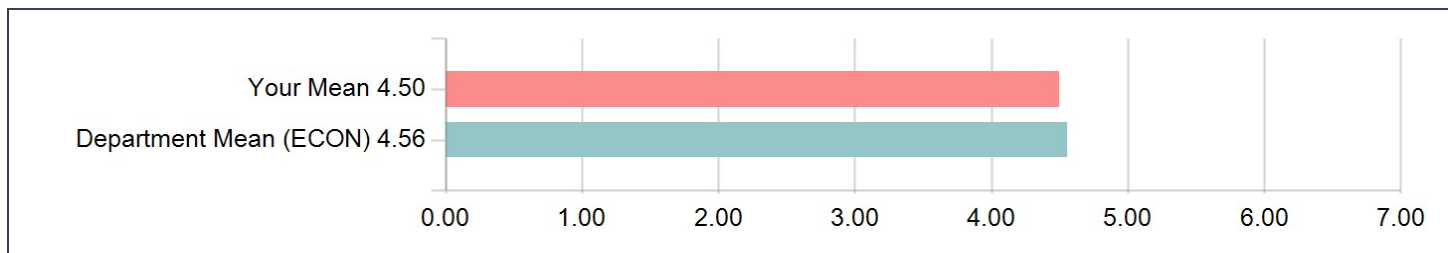
Considering both the limitations and possibilities of the subject matter and the course, how would you rate the overall effectiveness of this course?

Options	Count	Percentage
1-Not at all Effective	0	0.00%
2	0	0.00%
3	0	0.00%
4-Moderately Effective	1	16.67%
5	1	16.67%
6	1	16.67%
7-Extremely Effective	3	50.00%
Statistics	Value	
Response Count	6	
Mean	6.00	
Median	6.50	
Standard Deviation	1.26	

DEPARTMENT PROVIDED INSTRUCTOR QUESTIONS:

Items in this section were selected by ECON for inclusion on this evaluation.

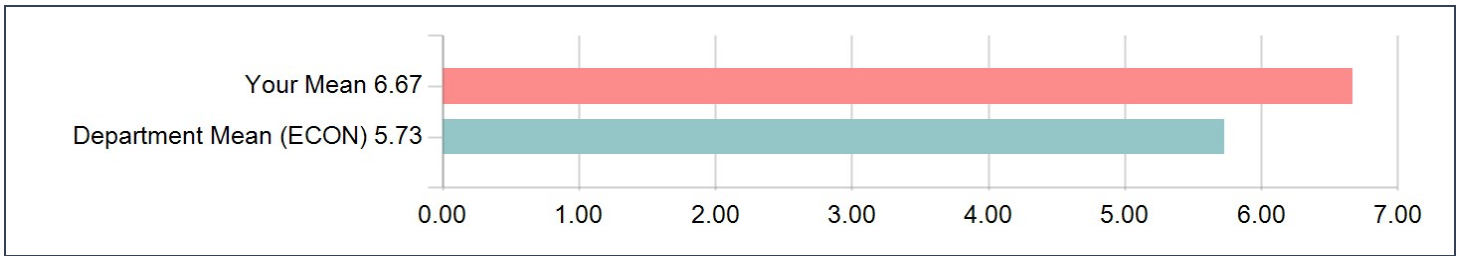
Considering my understanding of the material, the pace of the section meetings was
 1=Much too slow, 4=About right, 7=Much too fast



Considering my understanding of the material, the pace of the section meetings was
 1=Much too slow, 4=About right, 7=Much too fast

Options	Count	Percentage
1	0	0.00%
2	0	0.00%
3	1	16.67%
4	2	33.33%
5	2	33.33%
6	1	16.67%
7	0	0.00%
Statistics	Value	
Response Count	6	
Mean	4.50	
Median	4.50	
Standard Deviation	1.05	

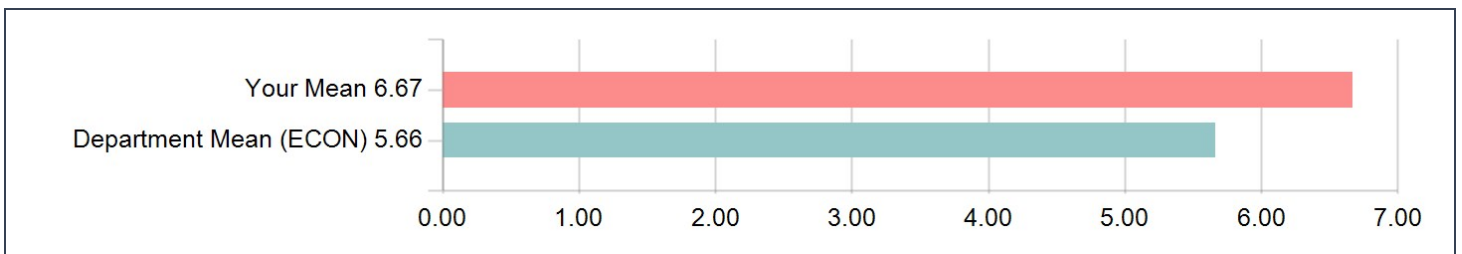
Considering how the professor structured the course, the material presented in section was
 1=Poorly chosen, 4=Satisfactory, 7=Excellent



Considering how the professor structured the course, the material presented in section was
 1=Poorly chosen, 4=Satisfactory, 7=Excellent

Options	Count	Percentage
1	0	0.00%
2	0	0.00%
3	0	0.00%
4	0	0.00%
5	0	0.00%
6	2	33.33%
7	4	66.67%
Statistics	Value	
Response Count	6	
Mean	6.67	
Median	7.00	
Standard Deviation	0.52	

From my perspective the graduate student instructor's grading appears to be
 1=Unfair, 4=Satisfactory, 7=Very conscientious



From my perspective the graduate student instructor's grading appears to be
1=Unfair, 4=Satisfactory, 7=Very conscientious

Options	Count	Percentage
1	0	0.00%
2	0	0.00%
3	0	0.00%
4	0	0.00%
5	1	16.67%
6	0	0.00%
7	5	83.33%
Statistics	Value	
Response Count	6	
Mean	6.67	
Median	7.00	
Standard Deviation	0.82	

DEPARTMENT PROVIDED COURSE QUESTIONS:

Items in this section were selected by ECON for inclusion on this evaluation.

Please identify what you consider to be the strengths of the course (or section).

Comments
Bryan is amazing at making sure every student understands the material and has time to ask questions during section. The mix of practice problems and lecture review was the perfect combination to further understand the material and Bryan kept each section both engaging and informative. You can tell that Bryan is really interesting in what he is teaching and wants every student to succeed in his section.
GSI approachable for questions and tries to help you understand it
The way he explains concepts and the examples he chose were easy to follow and understand. Going to sections has helped me a lot in engaging with the learned materials more deeply.
went over material and paused and checked to see if everyone understood.

Please identify area(s) where you think the course could be improved.

Comments
I think it'd be helpful to have more help with python because I felt like the problem sets and discussion were disconnected.
Maybe slower in notes section to make sure everyone understands it or try to go over everything in notes because sometimes we skip things.
This might be my fault bc I don't wear glasses but Bryan writes words really skinny.

What advice would you give to another student who is considering taking this course?

Comments
Reading the textbook and working on practice tests on your own is a really good way to prepare for the tests.
Really understand what is written in notes and definitely ask away if unclear
go to discussion.

DEPARTMENT PROVIDED STUDENT INFORMATION QUESTIONS

Items in this section were selected by ECON for inclusion on this evaluation.

On average, how many hours per week have you spent on this course, including attending classes, doing readings, reviewing notes, writing papers, and any other course-related work?

On average, how many hours per week have you spent on this course, including attending classes, doing readings, reviewing notes, writing papers, and any other course-related work?		
Options	Count	Percentage
3 or fewer	1	20.00%
4-6	0	0.00%
7-9	3	60.00%
10-12	0	0.00%
13-15	1	20.00%
16-18	0	0.00%
More than 18	0	0.00%
Statistics	Value	
Response Count	5	
Mean	1.00	
Median	1.00	
Standard Deviation	0.00	

How many class (or section) sessions did you attend?

How many class (or section) sessions did you attend?		
Options	Count	Percentage
None	0	0.00%
Fewer than half	1	16.67%
About half	0	0.00%
More than half	2	33.33%
All	3	50.00%
Statistics	Value	
Response Count	6	
Mean	1.00	
Median	1.00	
Standard Deviation	0.00	

Class?

Class?		
Options	Count	Percentage
Freshman	1	16.67%
Sophomore	0	0.00%
Junior	4	66.67%
Senior	1	16.67%
Graduate - First Year	0	0.00%
Graduate - Second Year	0	0.00%
Graduate - Third Year	0	0.00%
Graduate - Fourth Year and Beyond	0	0.00%
Visiting Student/Concurrent Enrollment	0	0.00%
Statistics	Value	
Response Count	6	
Mean	1.00	
Median	1.00	
Standard Deviation	0.00	

Major?

Major?		
Options	Count	Percentage
Declared	5	83.33%
Undeclared	1	16.67%
Statistics	Value	
Response Count	6	
Mean	1.00	
Median	1.00	
Standard Deviation	0.00	

Your Major? (List All)

Comments
Economics
Intended economics
Economics
Economics, Computer Science
Data Science, Economics
Data Science

Is this course required or strongly suggested for your major or intended major?

Is this course required or strongly suggested for your major or intended major?		
Options	Count	Percentage
Yes	6	100.00%
No	0	0.00%
Statistics	Value	
Response Count	6	
Mean	1.00	
Median	1.00	
Standard Deviation	0.00	

Project Title: **Spring 2023 Evaluations**

Courses Audience: **29**
Responses Received: **3**
Response Ratio: **10.34%**

Subject Details

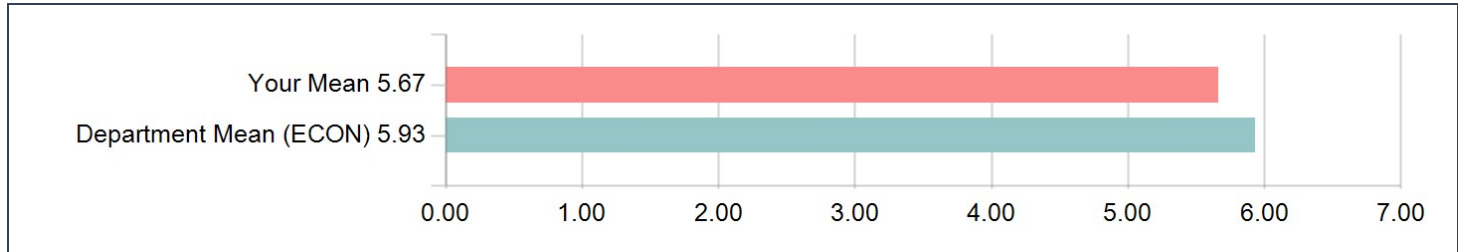
Name	ECON 140 DIS 201 Econometrics (EVAL FOR GSI)
DEPT_NAME	ECON
DEPT_FORM	ECON
EVALUATION_TYPE	G
First Name	Bryan
Last Name	Chu

FOR YOUR INFORMATION: Please note that "Department Mean" for each rating question is calculated using all sections in your department. This may include both Faculty and GSIs depending on whether the department has selected a question item to be used for both.

UNIVERSITY WIDE QUESTIONS (QUANTITATIVE/RATING):

The items in this section are asked across all courses at Berkeley.

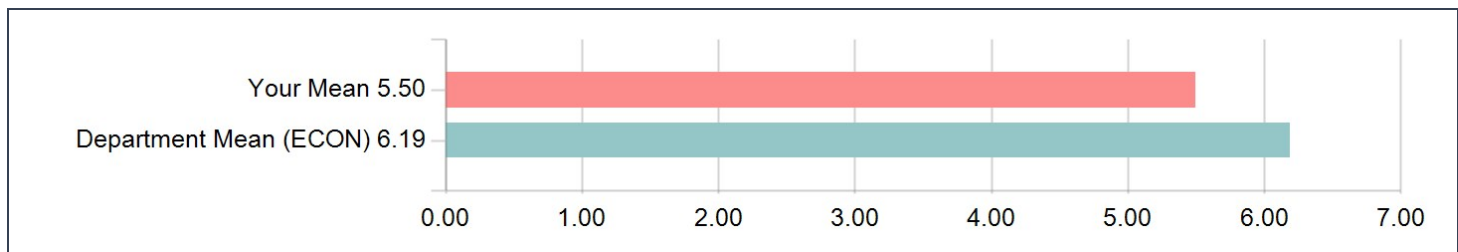
The GSI's instructional activities, contributions, and/or feedback enhanced my learning. ("Learning" may include gaining mastery of course content and new skills, exposure to new methodologies and modes of critical thinking, and extending the ability to express oneself on the topics treated in the course.)



The GSI's instructional activities, contributions, and/or feedback enhanced my learning. ("Learning" may include gaining mastery of course content and new skills, exposure to new methodologies and modes of critical thinking, and extending the ability to express oneself on the topics treated in the course.)

Options	Count	Percentage
1-Strongly disagree	0	0.00%
2-Disagree	0	0.00%
3-Disagree Somewhat	0	0.00%
4-Neutral (neither agree nor disagree)	1	33.33%
5-Agree Somewhat	0	0.00%
6-Agree	1	33.33%
7-Strongly agree	1	33.33%
Statistics	Value	
Response Count	3	
Mean	5.67	
Median	6.00	
Standard Deviation	1.53	

The GSI created an environment in which I could feel included (for example, encouraged multiple voices/perspectives, welcomed questions and critiques, responded to student feedback).



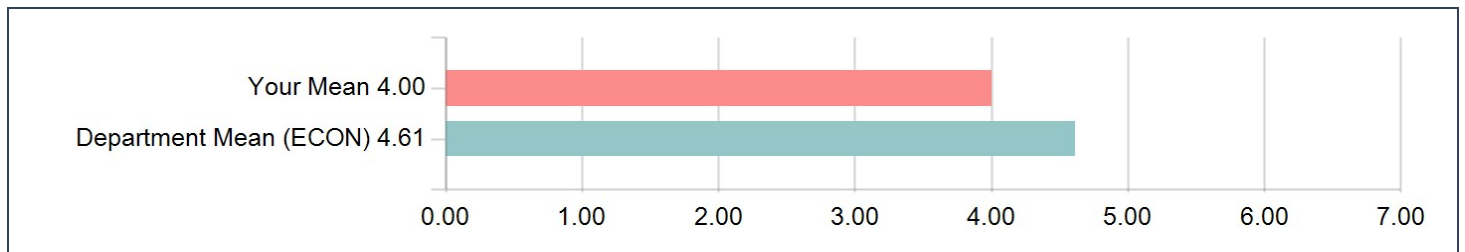
The GSI created an environment in which I could feel included (for example, encouraged multiple voices/perspectives, welcomed questions and critiques, responded to student feedback).

Options	Count	Percentage
1-Strongly disagree	0	0.00%
2-Disagree	0	0.00%
3-Disagree Somewhat	0	0.00%
4-Neutral (neither agree nor disagree)	1	50.00%
5-Agree Somewhat	0	0.00%
6-Agree	0	0.00%
7-Strongly agree	1	50.00%
Statistics	Value	
Response Count	2	
Mean	5.50	
Median	5.50	
Standard Deviation	2.12	

DEPARTMENT PROVIDED INSTRUCTOR QUESTIONS:

Items in this section were selected by ECON for inclusion on this evaluation.

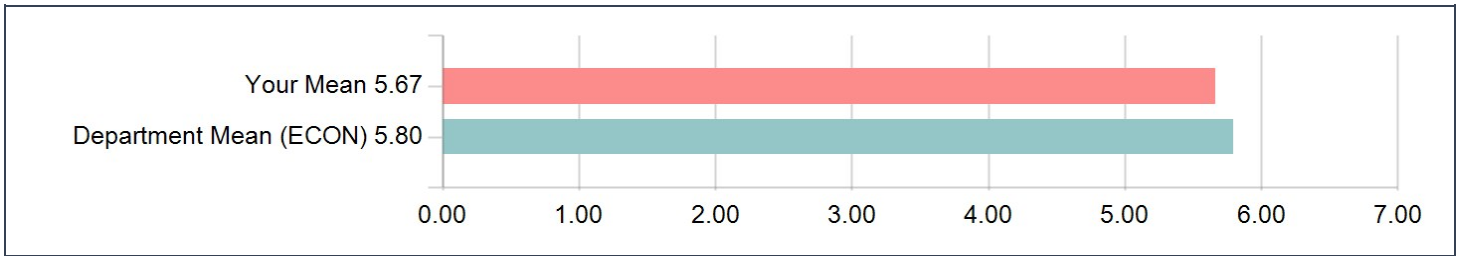
Considering my understanding of the material, the pace of the section meetings was
 1=Much too slow, 4=About right, 7=Much too fast



Considering my understanding of the material, the pace of the section meetings was
 1=Much too slow, 4=About right, 7=Much too fast

Options	Count	Percentage
1	0	0.00%
2	0	0.00%
3	0	0.00%
4	3	100.00%
5	0	0.00%
6	0	0.00%
7	0	0.00%
Statistics	Value	
Response Count	3	
Mean	4.00	
Median	4.00	
Standard Deviation	0.00	

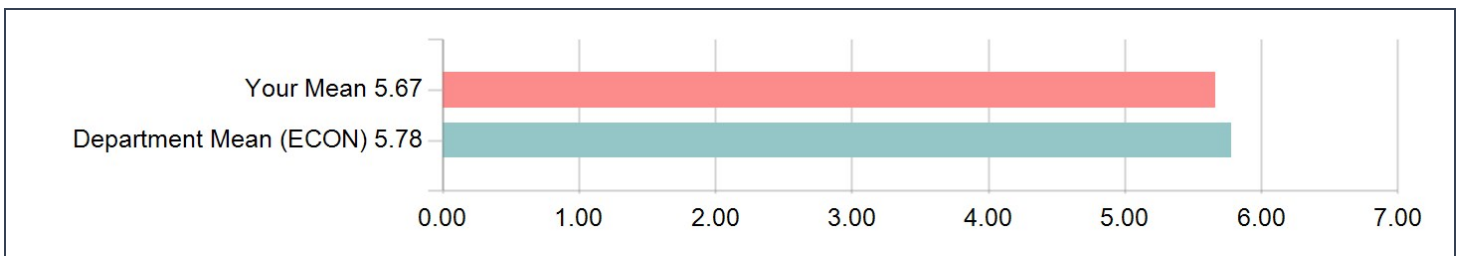
Considering how the professor structured the course, the material presented in section was
1=Poorly chosen, 4=Satisfactory, 7=Excellent



Considering how the professor structured the course, the material presented in section was
1=Poorly chosen, 4=Satisfactory, 7=Excellent

Options	Count	Percentage
1	0	0.00%
2	0	0.00%
3	0	0.00%
4	1	33.33%
5	0	0.00%
6	1	33.33%
7	1	33.33%
Statistics	Value	
Response Count	3	
Mean	5.67	
Median	6.00	
Standard Deviation	1.53	

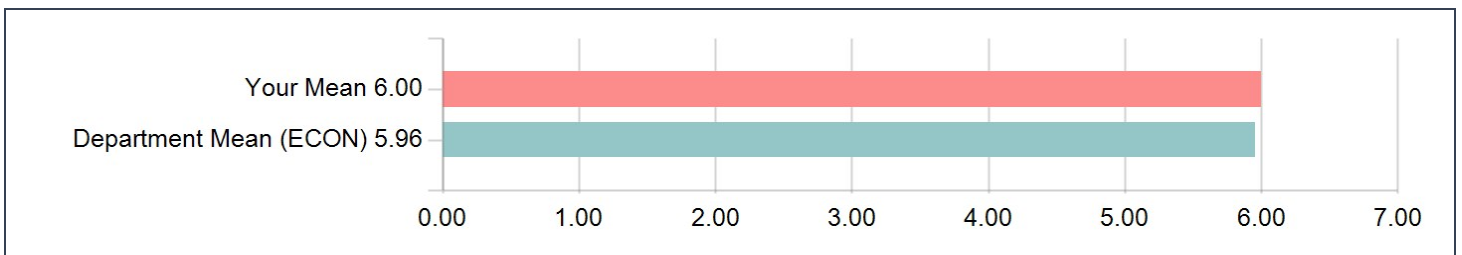
From my perspective the graduate student instructor's grading appears to be
1=Unfair, 4=Satisfactory, 7=Very conscientious



From my perspective the graduate student instructor's grading appears to be
1=Unfair, 4=Satisfactory, 7=Very conscientious

Options	Count	Percentage
1	0	0.00%
2	0	0.00%
3	0	0.00%
4	1	33.33%
5	0	0.00%
6	1	33.33%
7	1	33.33%
Statistics	Value	
Response Count	3	
Mean	5.67	
Median	6.00	
Standard Deviation	1.53	

Considering both the limitations and possibilities of the subject matter and the course, how would you rate the overall effectiveness of this graduate student instructor?



Considering both the limitations and possibilities of the subject matter and the course, how would you rate the overall effectiveness of this graduate student instructor?

Options	Count	Percentage
1-Not at all Effective	0	0.00%
2	0	0.00%
3	0	0.00%
4-Moderately Effective	1	33.33%
5	0	0.00%
6	0	0.00%
7-Extremely Effective	2	66.67%
Statistics	Value	
Response Count	3	
Mean	6.00	
Median	7.00	
Standard Deviation	1.73	

DEPARTMENT PROVIDED COURSE QUESTIONS:

Items in this section were selected by ECON for inclusion on this evaluation.

Please identify what you consider to be the strengths of the course (or section).

Comments
very good explanation

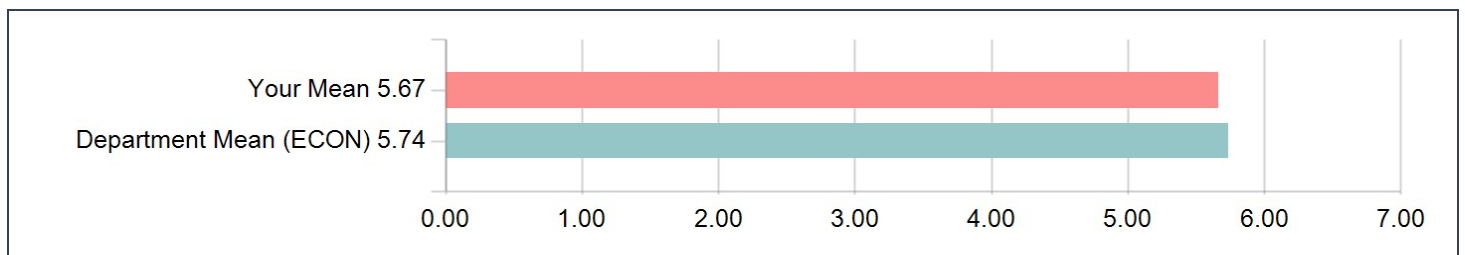
Please identify area(s) where you think the course could be improved.

Comments
lecture slides

What advice would you give to another student who is considering taking this course?

Comments
study ahead

Considering both the limitations and possibilities of the subject matter and the course, how would you rate the overall effectiveness of this course?



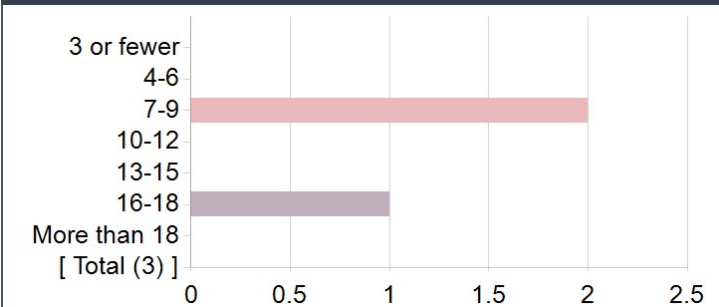
Considering both the limitations and possibilities of the subject matter and the course, how would you rate the overall effectiveness of this course?		
Options	Count	Percentage
1-Not at all Effective	0	0.00%
2	0	0.00%
3	0	0.00%
4-Moderately Effective	1	33.33%
5	0	0.00%
6	1	33.33%
7-Extremely Effective	1	33.33%
Statistics	Value	
Response Count	3	
Mean	5.67	
Median	6.00	
Standard Deviation	1.53	

DEPARTMENT PROVIDED STUDENT INFORMATION QUESTIONS

Items in this section were selected by ECON for inclusion on this evaluation.

On average, how many hours per week have you spent on this course, including attending classes, doing readings, reviewing notes, writing papers, and any other course-related work?

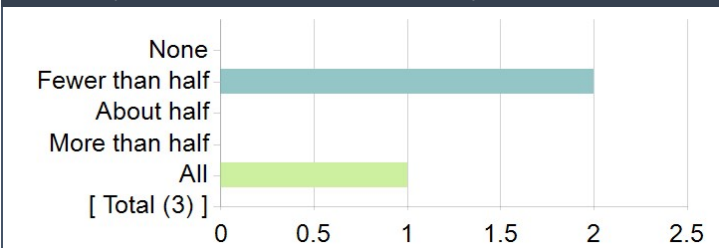
On average, how many hours per week have you spent on this course, including attending classes, doing readings, reviewing notes, writing papers, and any other course-related work?



Options	Count	Percentage
3 or fewer	0	0.00%
4-6	0	0.00%
7-9	2	66.67%
10-12	0	0.00%
13-15	0	0.00%
16-18	1	33.33%
More than 18	0	0.00%
Statistics		Value
Response Count		3

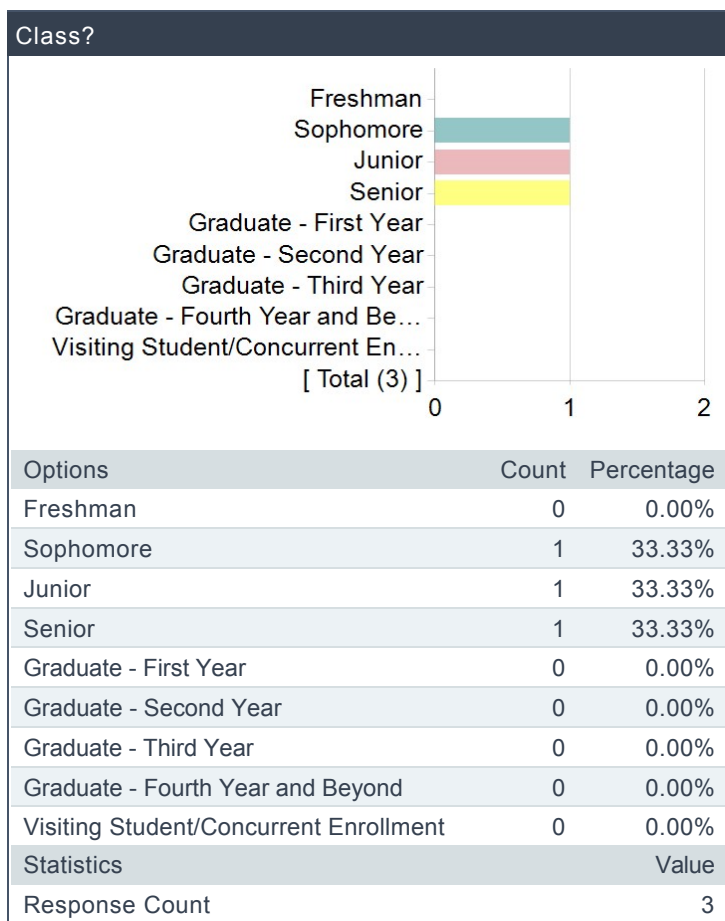
How many class (or section) sessions did you attend?

How many class (or section) sessions did you attend?

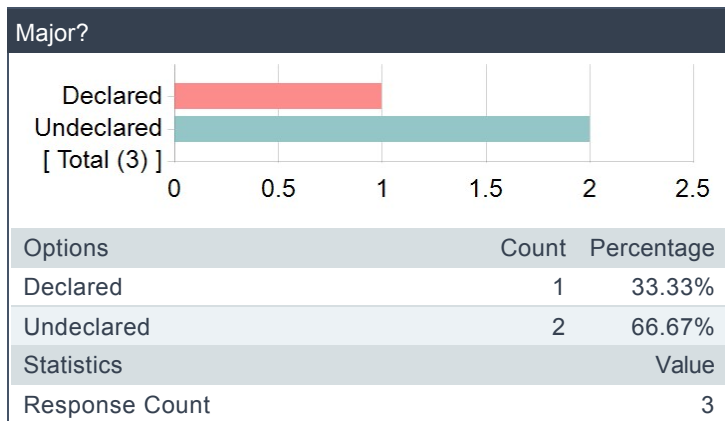


Options	Count	Percentage
None	0	0.00%
Fewer than half	2	66.67%
About half	0	0.00%
More than half	0	0.00%
All	1	33.33%
Statistics		Value
Response Count		3

Class?



Major?

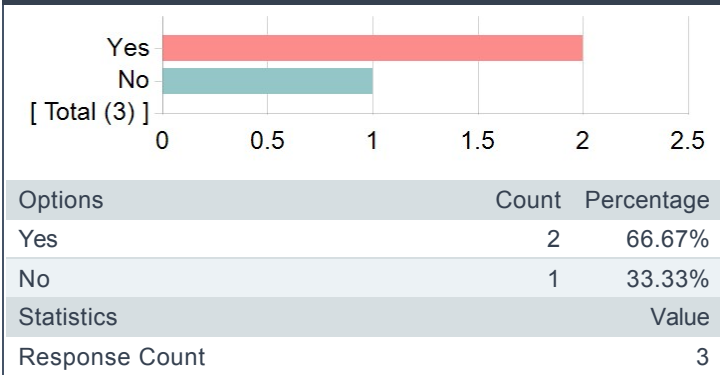


Your Major? (List All)

Comments
data science
Global Studies
Data Science & Economics

Is this course required or strongly suggested for your major or intended major?

Is this course required or strongly suggested for your major or intended major?



Project Title: **Spring 2023 Evaluations**

Courses Audience: **27**
Responses Received: **3**
Response Ratio: **11.11%**

Subject Details

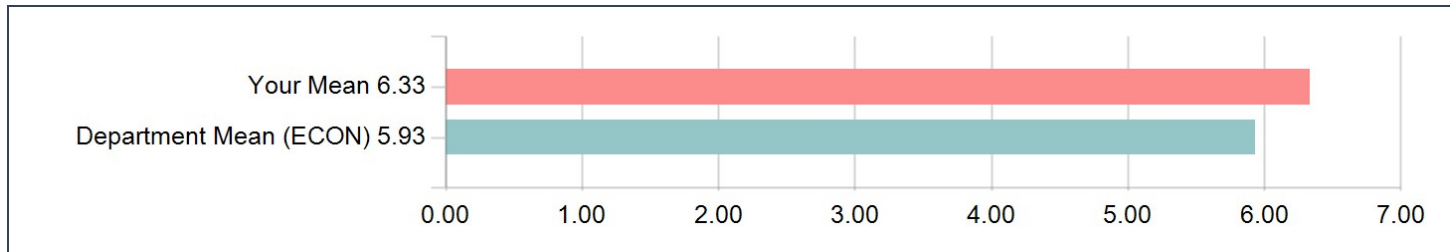
Name	ECON 140 DIS 202 Econometrics (EVAL FOR GSI)
DEPT_NAME	ECON
DEPT_FORM	ECON
EVALUATION_TYPE	G
First Name	Bryan
Last Name	Chu

FOR YOUR INFORMATION: Please note that "Department Mean" for each rating question is calculated using all sections in your department. This may include both Faculty and GSIs depending on whether the department has selected a question item to be used for both.

UNIVERSITY WIDE QUESTIONS (QUANTITATIVE/RATING):

The items in this section are asked across all courses at Berkeley.

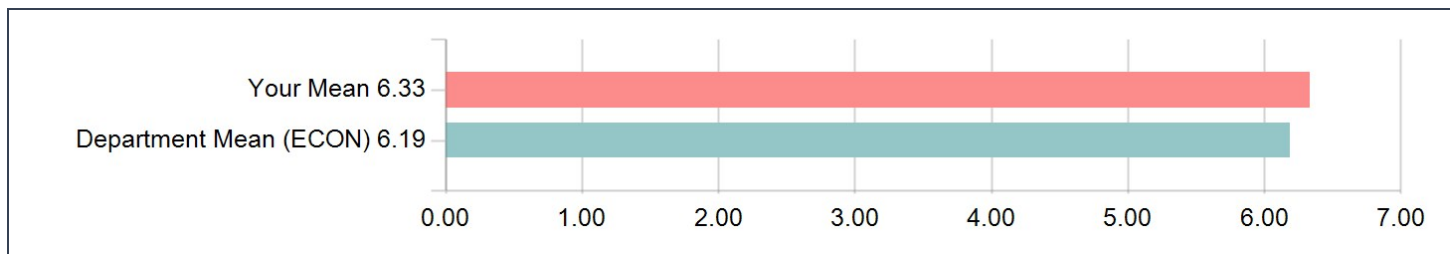
The GSI's instructional activities, contributions, and/or feedback enhanced my learning. ("Learning" may include gaining mastery of course content and new skills, exposure to new methodologies and modes of critical thinking, and extending the ability to express oneself on the topics treated in the course.)



The GSI's instructional activities, contributions, and/or feedback enhanced my learning. ("Learning" may include gaining mastery of course content and new skills, exposure to new methodologies and modes of critical thinking, and extending the ability to express oneself on the topics treated in the course.)

Options	Count	Percentage
1-Strongly disagree	0	0.00%
2-Disagree	0	0.00%
3-Disagree Somewhat	0	0.00%
4-Neutral (neither agree nor disagree)	0	0.00%
5-Agree Somewhat	0	0.00%
6-Agree	2	66.67%
7-Strongly agree	1	33.33%
Statistics	Value	
Response Count	3	
Mean	6.33	
Median	6.00	
Standard Deviation	0.58	

The GSI created an environment in which I could feel included (for example, encouraged multiple voices/perspectives, welcomed questions and critiques, responded to student feedback).



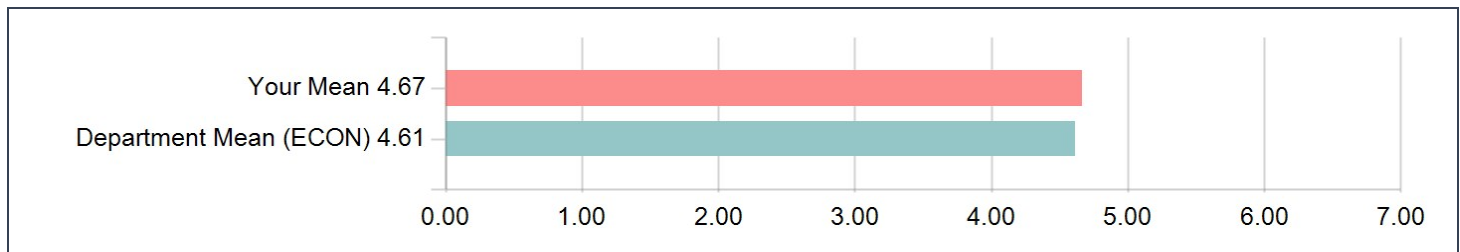
The GSI created an environment in which I could feel included (for example, encouraged multiple voices/perspectives, welcomed questions and critiques, responded to student feedback).

Options	Count	Percentage
1-Strongly disagree	0	0.00%
2-Disagree	0	0.00%
3-Disagree Somewhat	0	0.00%
4-Neutral (neither agree nor disagree)	0	0.00%
5-Agree Somewhat	0	0.00%
6-Agree	2	66.67%
7-Strongly agree	1	33.33%
Statistics	Value	
Response Count	3	
Mean	6.33	
Median	6.00	
Standard Deviation	0.58	

DEPARTMENT PROVIDED INSTRUCTOR QUESTIONS:

Items in this section were selected by ECON for inclusion on this evaluation.

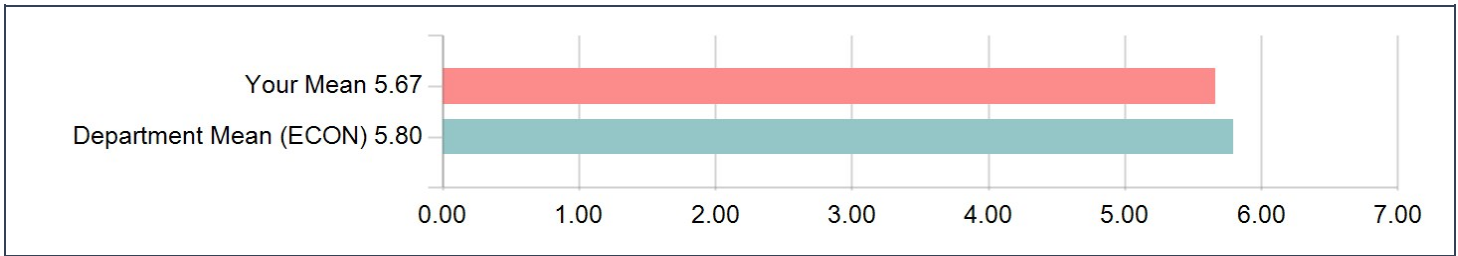
Considering my understanding of the material, the pace of the section meetings was
 1=Much too slow, 4=About right, 7=Much too fast



Considering my understanding of the material, the pace of the section meetings was
 1=Much too slow, 4=About right, 7=Much too fast

Options	Count	Percentage
1	0	0.00%
2	0	0.00%
3	0	0.00%
4	2	66.67%
5	0	0.00%
6	1	33.33%
7	0	0.00%
Statistics	Value	
Response Count	3	
Mean	4.67	
Median	4.00	
Standard Deviation	1.15	

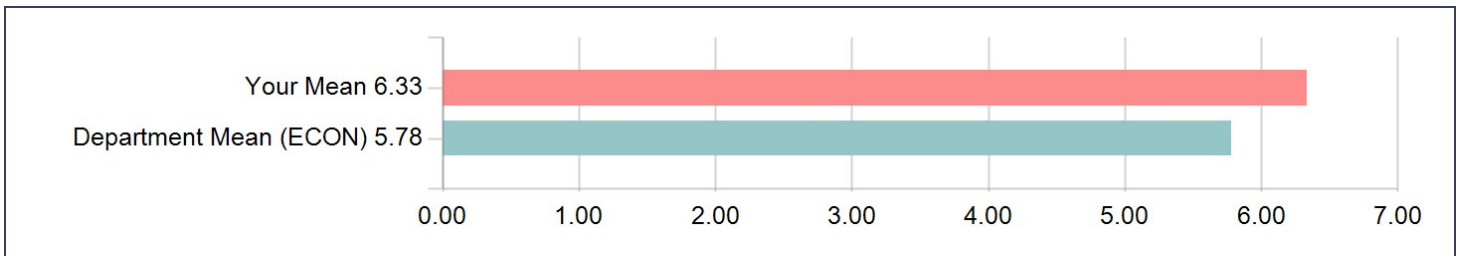
Considering how the professor structured the course, the material presented in section was
1=Poorly chosen, 4=Satisfactory, 7=Excellent



Considering how the professor structured the course, the material presented in section was
1=Poorly chosen, 4=Satisfactory, 7=Excellent

Options	Count	Percentage
1	0	0.00%
2	0	0.00%
3	0	0.00%
4	0	0.00%
5	1	33.33%
6	2	66.67%
7	0	0.00%
Statistics	Value	
Response Count	3	
Mean	5.67	
Median	6.00	
Standard Deviation	0.58	

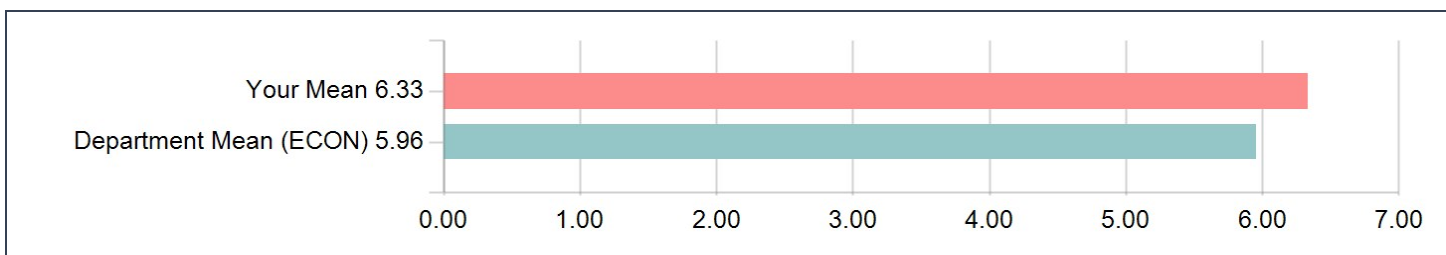
From my perspective the graduate student instructor's grading appears to be
1=Unfair, 4=Satisfactory, 7=Very conscientious



From my perspective the graduate student instructor's grading appears to be
1=Unfair, 4=Satisfactory, 7=Very conscientious

Options	Count	Percentage
1	0	0.00%
2	0	0.00%
3	0	0.00%
4	0	0.00%
5	0	0.00%
6	2	66.67%
7	1	33.33%
Statistics	Value	
Response Count	3	
Mean	6.33	
Median	6.00	
Standard Deviation	0.58	

Considering both the limitations and possibilities of the subject matter and the course, how would you rate the overall effectiveness of this graduate student instructor?



Considering both the limitations and possibilities of the subject matter and the course, how would you rate the overall effectiveness of this graduate student instructor?

Options	Count	Percentage
1-Not at all Effective	0	0.00%
2	0	0.00%
3	0	0.00%
4-Moderately Effective	0	0.00%
5	0	0.00%
6	2	66.67%
7-Extremely Effective	1	33.33%
Statistics	Value	
Response Count	3	
Mean	6.33	
Median	6.00	
Standard Deviation	0.58	

DEPARTMENT PROVIDED COURSE QUESTIONS:

Items in this section were selected by ECON for inclusion on this evaluation.

Please identify what you consider to be the strengths of the course (or section).

Comments

Amazing section, so much learning. Love the structure of the section. Bryan is great and is one of the most effective GSI's I've had.

Please identify area(s) where you think the course could be improved.

Comments

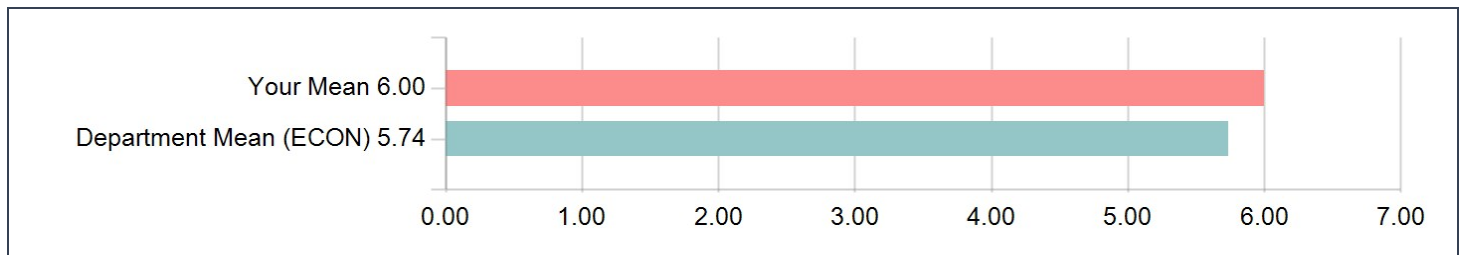
Personally, I prefer not to work in groups.

What advice would you give to another student who is considering taking this course?

Comments

Attend section, econ 140 is a very hard course and it needs to be taken seriously.

Considering both the limitations and possibilities of the subject matter and the course, how would you rate the overall effectiveness of this course?



Considering both the limitations and possibilities of the subject matter and the course, how would you rate the overall effectiveness of this course?

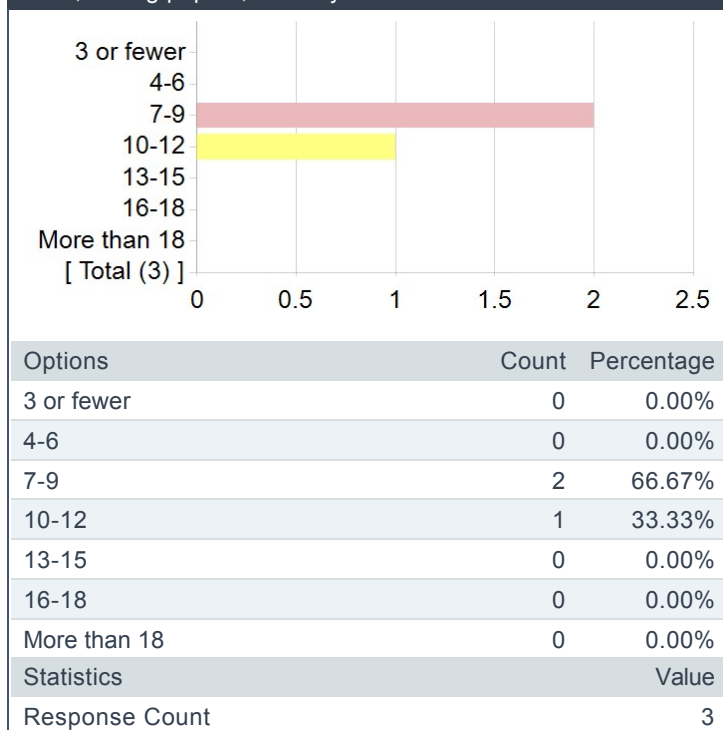
Options	Count	Percentage
1-Not at all Effective	0	0.00%
2	0	0.00%
3	0	0.00%
4-Moderately Effective	0	0.00%
5	0	0.00%
6	3	100.00%
7-Extremely Effective	0	0.00%
Statistics	Value	
Response Count	3	
Mean	6.00	
Median	6.00	
Standard Deviation	0.00	

DEPARTMENT PROVIDED STUDENT INFORMATION QUESTIONS

Items in this section were selected by ECON for inclusion on this evaluation.

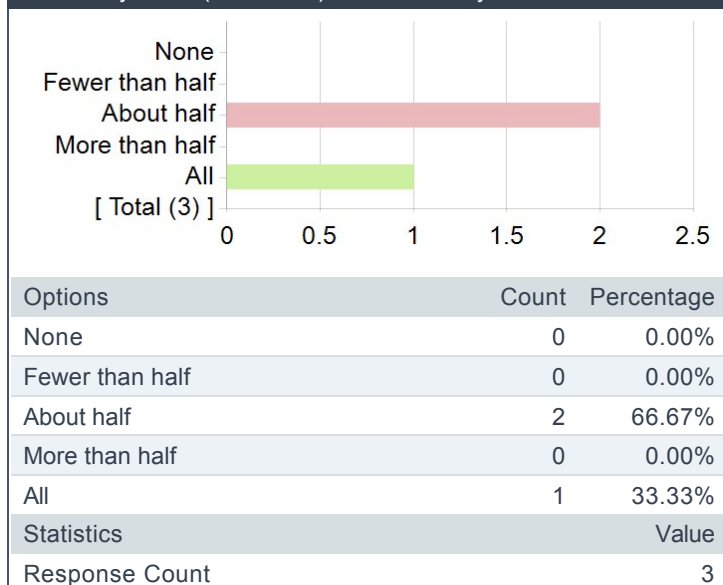
On average, how many hours per week have you spent on this course, including attending classes, doing readings, reviewing notes, writing papers, and any other course-related work?

On average, how many hours per week have you spent on this course, including attending classes, doing readings, reviewing notes, writing papers, and any other course-related work?

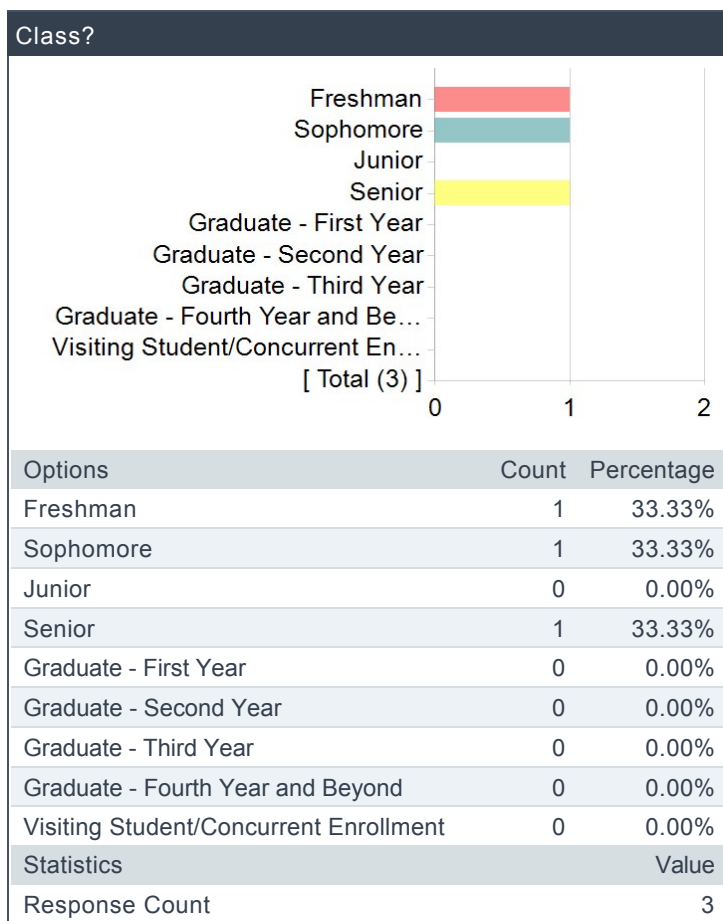


How many class (or section) sessions did you attend?

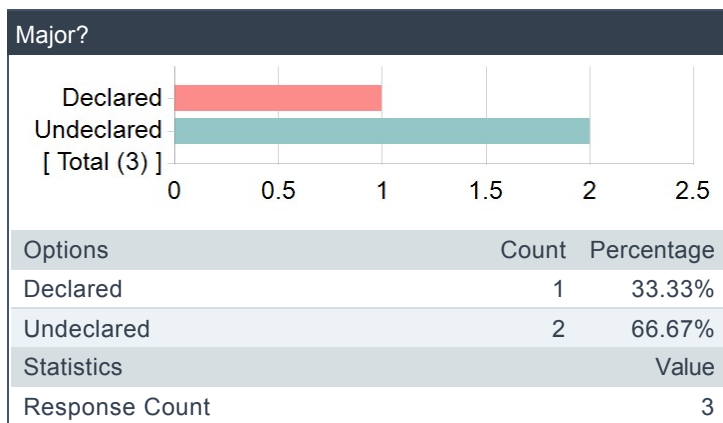
How many class (or section) sessions did you attend?



Class?



Major?



Your Major? (List All)

Comments
CS, ECON
Economics

Is this course required or strongly suggested for your major or intended major?

